


855816

205 MHz SAW Filter

Applications

- General Purpose
- For IF applications



Product Features

- Typical 3 dB bandwidth of 1.3 MHz
- Low loss
- High Attenuation
- Single-ended operation
- Ceramic Surface Mount Package (SMP)
- Small Size
- Dimensions: 13.30 x 6.50 x 1.5mm
- Hermetic **RoHS** compliant, **Pb**-free

General Description

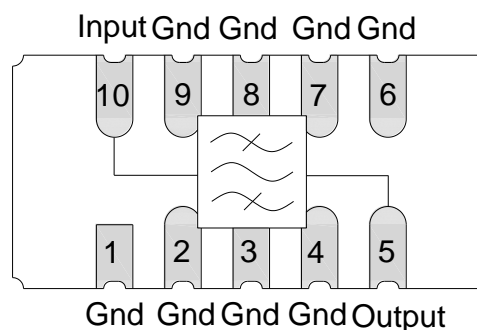
The 855816 is a high-performance IF SAW filter with a center frequency of 205 MHz and a 3.0 dB bandwidth of 1.3 MHz.

It features low loss with excellent attenuation, and is designed to be used with a single ended input and output.

The device is RoHS compliant and Pb-free.

Functional Block Diagram

Top view



Pin Configuration

Pin #	SE	Description
10		Input
1		Input Return
5		Output
6		Output Return
2,3,4,7,8,9		Case Ground

Ordering Information

Part No.	Description
855816	packaged part
855816-EVB	evaluation board

Standard T/R size = 2000 units/reel.

Specifications

Electrical Specifications ⁽¹⁾

Specified Temperature Range: +25 °C

Parameter	Conditions	Min	Typical ⁽²⁾	Max	Units
Center Frequency		204.9	205	205.1	MHz
Insertion Loss	at 205 MHz	-	22	25	dB
1.0 dB Bandwidth ⁽³⁾		-	0.75	1.492	MHz
3.0 dB Bandwidth ⁽³⁾		0.7	1.3	1.7	MHz
Group Delay Ripple	204.6 – 205.4 MHz	-	28	70	ns p-p
Source Impedance (single-ended) ⁽⁴⁾	-	-	50	-	Ω
Load Impedance (single-ended) ⁽⁴⁾	-	-	50	-	Ω

Notes:

1. All specifications are based on the TriQuint schematic for the main reference design shown on page 3
2. Typical values are based on average measurements at room temperature
3. Relative to insertion loss at center frequency
4. This is the optimum impedance in order to achieve the performance shown

Absolute Maximum Ratings

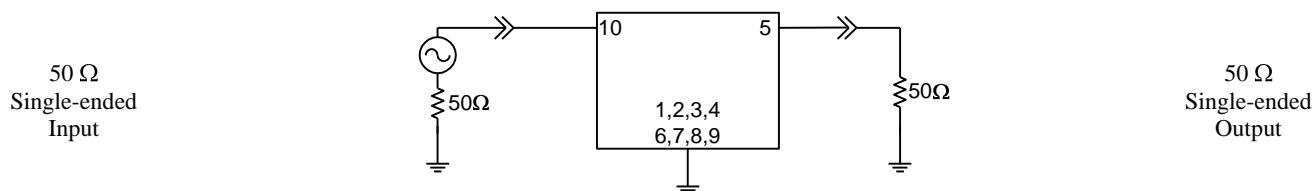
Parameter	Rating
Operating Temperature ⁽⁵⁾	-40 to +85 °C
Storage Temperature	-40 to +85 °C

5. Device may operate over this range with degraded Electrical Specifications

Operation of this device outside the parameter ranges given above may cause permanent damage.

Reference Design – 50Ω SE Input, 50Ω SE Output

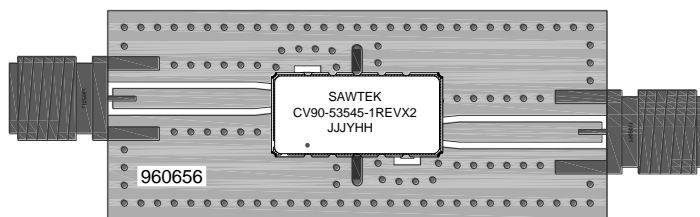
Schematic



Notes:

1. Actual matching values may vary due to PCB layout and parasitics

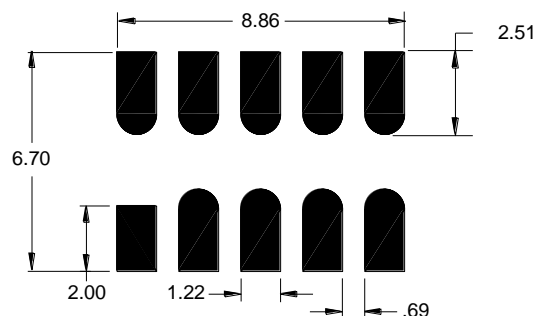
PC Board



Notes:

- Top, middle & bottom layers: 1 oz copper
- Substrates: FR4 dielectric, .031" thick
- Finish plating: Nickel: 3-8μm thick, Gold: .03-.2μm thick
- Hole plating: Copper min .0008μm thick

Mounting Configuration



Notes:

1. All dimensions are in millimeters.
2. This footprint represents a recommendation only.

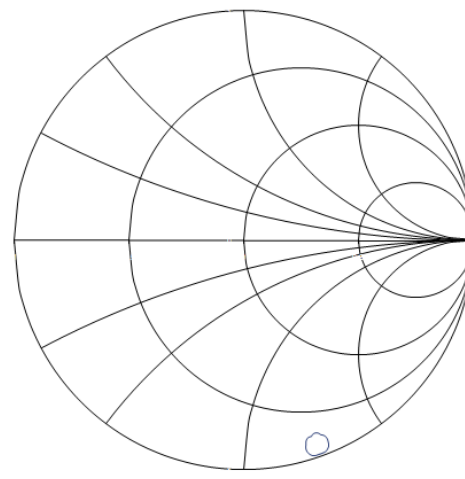
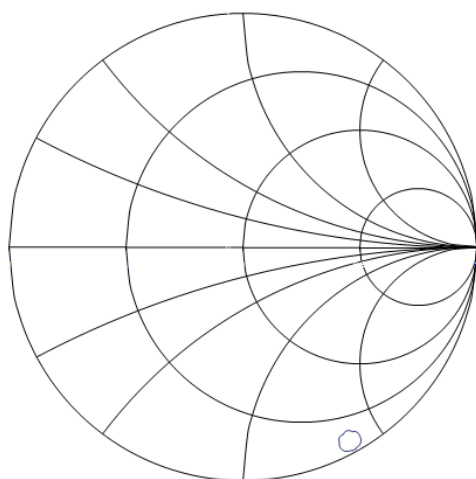
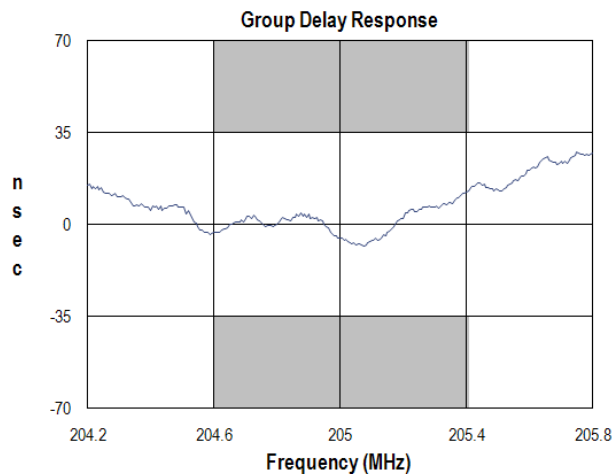
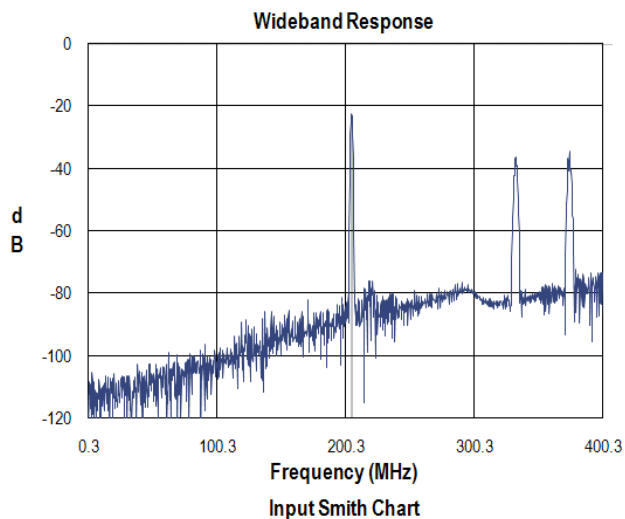
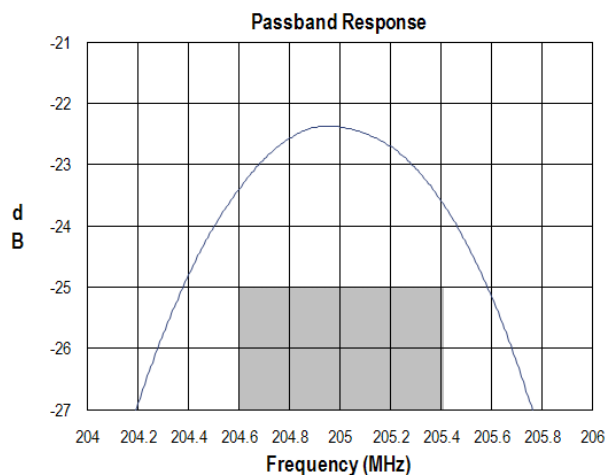
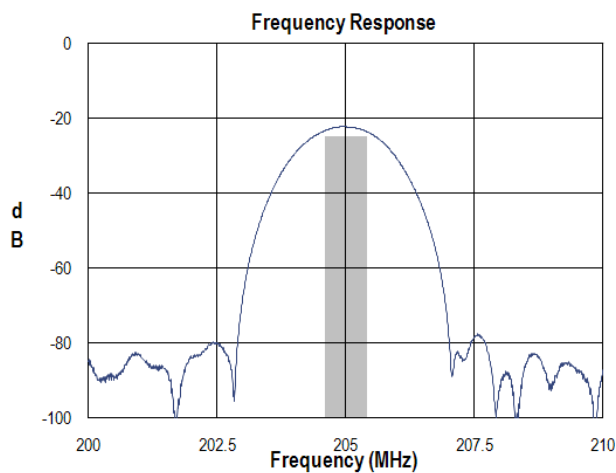
Bill of Material

Reference Desg.	Value	Description	Manufacturer	Part Number
SMA	N/A	SMA connector	Radiall USA Inc.	9602-1111-018
PCB	N/A	3-layer	multiple	960740

855816

205 MHz SAW Filter

Typical Performance (at room temperature)

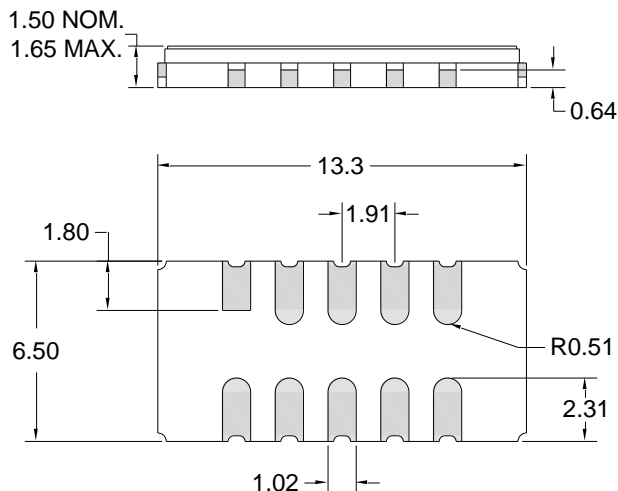
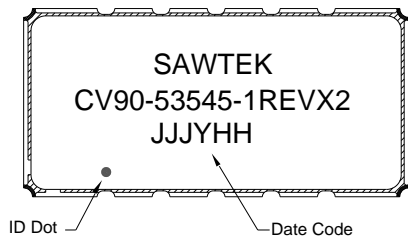


855816

205 MHz SAW Filter

Mechanical Information

Package Information, Dimensions and Marking



Package Style: SMP-53C

Dimensions: 13.3 x 6.50 x 1.50 mm

Body: Al_2O_3 ceramic

Lid: Kovar, Ni plated

Terminations: Au plating 0.5 - 1.0 μ m, over a 2-6 μ m Ni plating

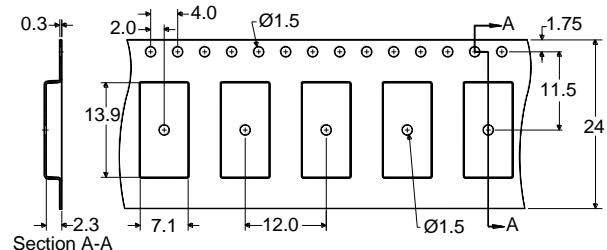
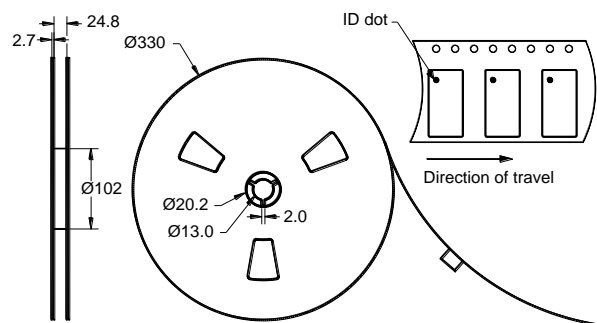
All dimensions shown are nominal in millimeters

All tolerances are ± 0.15 mm except overall length and width ± 0.10 mm

The date code consists of: day of the current year (Julian, 3 digits), last digit of the year (1 digit) and hour (2 digits)

Tape and Reel Information

Standard T/R size = 2000 units/reel. All dimensions are in millimeters



Product Compliance Information

ESD Information



Caution! ESD-Sensitive Device

ESD Rating: 1C

Value: Passes ≥ 1200 V min.
Test: Human Body Model (HBM)
Standard: JEDEC Standard JESD22-A114

ESD Rating: C

Value: Passes ≥ 500 V min.
Test: Machine Model (MM)
Standard: JEDEC Standard JESD22-A115

MSL Rating

Devices are Hermetic, therefore MSL is not applicable.

Solderability

Compatible with the latest version of J-STD-020, lead free solder, 260°C

Refer to [Soldering Profile](#) for recommended guidelines.

This part is compliant with EU 2002/95/EC RoHS directive (Restrictions on the Use of Certain Hazardous Substances in Electrical and Electronic Equipment).

This product also has the following attributes:

- Halogen Free (Chlorine, Bromine)
- Antimony Free
- TBBP-A ($C_{15}H_{12}Br_4O_2$) Free
- PFOS Free
- SVHC Free

Contact Information

For the latest specifications, additional product information, worldwide sales and distribution locations, and information about TriQuint:

Web: www.triquint.com
Email: info-sales@tqs.com

Tel: +1.407.886.8860
Fax: +1.407.886.7061

For technical questions and application information:

Email: applications.engineering@tqs.com

Important Notice

The information contained herein is believed to be reliable. TriQuint makes no warranties regarding the information contained herein. TriQuint assumes no responsibility or liability whatsoever for any of the information contained herein. TriQuint assumes no responsibility or liability whatsoever for the use of the information contained herein. The information contained herein is provided "AS IS, WHERE IS" and with all faults, and the entire risk associated with such information is entirely with the user. All information contained herein is subject to change without notice. Customers should obtain and verify the latest relevant information before placing orders for TriQuint products. The information contained herein or any use of such information does not grant, explicitly or implicitly, to any party any patent rights, licenses, or any other intellectual property rights, whether with regard to such information itself or anything described by such information.

TriQuint products are not warranted or authorized for use as critical components in medical, life-saving, or life-sustaining applications, or other applications where a failure would reasonably be expected to cause severe personal injury or death.