



SMA Female to N Female 4 Hole Flange Adapter

TECHNICAL DATA SHEET

PE9104

SMA Female to N Female 4 Hole Flange Adapter

Configuration

Connector 1	SMA Female
Connector Specification 1	MIL-STD-348A
Connector 2	N Female
Connector Specification 2	MIL-STD-348A
Adapter Design	Standard
Body Style	Straight
Mount Method	4 Hole Flange

Electrical Specifications

Frequency Range, GHz	DC to 11
Impedance, Ohms	50
Maximum VSWR	1.3:1
Maximum Operating Voltage, Volts	500
Dielectric Withstanding Voltage, Vrms	1,000

Mechanical Specifications

Temperature

Operating Range, deg C	-65 to +165
------------------------	-------------

Size

Length, in [mm]	1.234 [31.34]
Width/Dia., in [mm]	1 [25.4]
Height, in [mm]	1 [25.4]
Dielectric Type	Teflon

Connector 1

Type	SMA Female
Inner Conductor Material and Plating	Beryllium Copper, Gold
Inner Conductor Plating Specification	30µ in. minimum
Body Material and Plating	Brass, Nickel
Body Plating Specification	100µ in. minimum

Connector 2

Type	N Female
Inner Conductor Material and Plating	Beryllium Copper, Gold
Inner Conductor Plating Specification	30µ in. minimum
Body Material and Plating	Brass, Nickel
Body Plating Specification	100µ in. minimum

Click the following link (or enter part number in "SEARCH" on website) to obtain additional part information including price, inventory and certifications: [SMA Female to N Female 4 Hole Flange Adapter PE9104](#)

The information contained in this document is accurate to the best of our knowledge and representative of the part described herein. It may be necessary to make modifications to the part and/or the documentation of the part, in order to implement improvements. Pasternack reserves the right to make such changes as required. Unless otherwise stated, all specifications are nominal.



SMA Female to N Female 4 Hole Flange Adapter

TECHNICAL DATA SHEET

PE9104

Compliance Certifications (visit www.Pasternack.com for current document)

RoHS Compliant

Yes

Plotted and Other Data

Notes:

Values at 25 °C, sea level

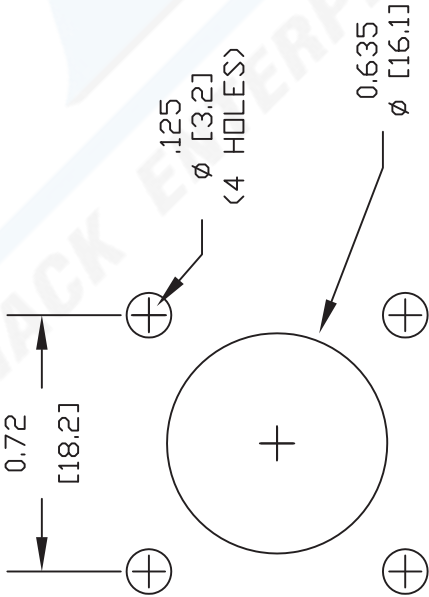
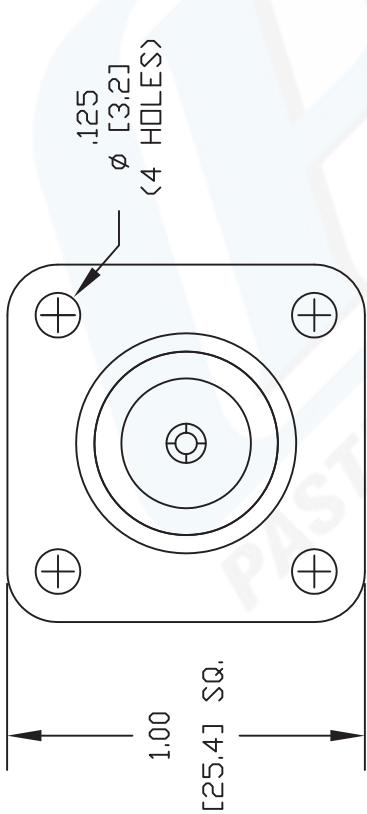
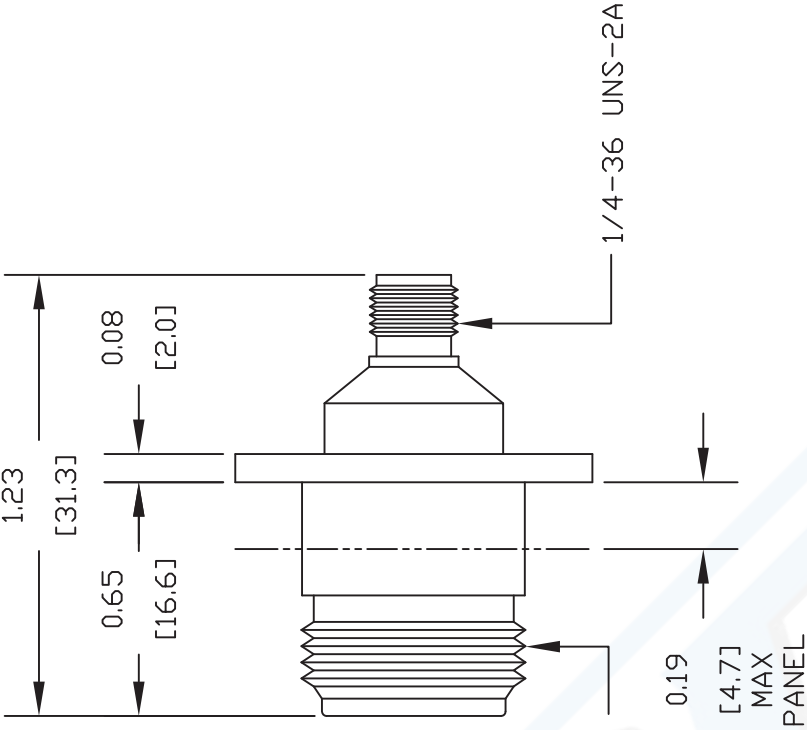
URL: <http://www.pasternack.com/sma-female-n-female-straight-adapter-pe9104-p.aspx>

SMA Female to N Female 4 Hole Flange Adapter from Pasternack Enterprises has same day shipment for domestic and International orders. Our RF, microwave and fiber optic products maintain a 99% availability and are part of the broadest selection in the industry.

The information contained in this document is accurate to the best of our knowledge and representative of the part described herein. It may be necessary to make modifications to the part and/or the documentation of the part, in order to implement improvements. Pasternack reserves the right to make such changes as required. Unless otherwise stated, all specifications are nominal.



PE9104 CAD Drawing
SMA Female to N Female 4 Hole Flange Adapter



MOUNTING HOLES

NOTES:
1. UNLESS OTHERWISE SPECIFIED ALL DIMENSIONS ARE NOMINAL.
2. ALL SPECIFICATIONS ARE SUBJECT TO CHANGE WITHOUT NOTICE AT ANY TIME.
3. DIMENSIONS ARE IN INCHES [mm].

DWG TITLE
PE9104

PE PASTERNAK®
Pasternack Enterprises, Inc.
P.O. Box 16759 | Irvine | CA | 92623
Phone: (949) 261-1920 | Fax: (949) 261-7451
Website: www.pasternack.com | E-Mail: sales@pasternack.com

FSCM NO. 53919

CAD FILE 082911

SCALE N/A

SIZE A

2231