

Coaxial High Pass Filter

VHF-1600+

50Ω 1650 to 5000 MHz

Maximum Ratings

Operating Temperature	-55°C to 100°C
Storage Temperature	-55°C to 100°C
RF Power Input*	7W max. at 25°C

* Passband rating, derate linearly to 3W at 100°C ambient.
Permanent damage may occur if any of these limits are exceeded.

Features

- rugged unibody construction, small size
- 7 sections
- temperature stable
- excellent power handling, 7W
- low cost

Applications

- sub-harmonic rejection
- transmitters/receivers
- lab use



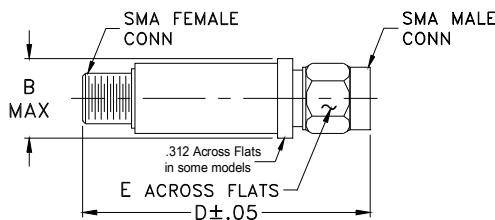
CASE STYLE: FF704

Connectors	Model	Price	Qty.
SMA	VHF-1600+	\$24.95 ea.	(1-9)

+RoHS Compliant

The +Suffix identifies RoHS Compliance. See our web site for RoHS Compliance methodologies and qualifications

Outline Drawing



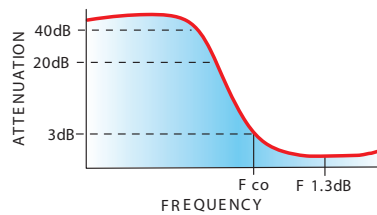
Outline Dimensions (inch/mm)

B	D	E	wt
.410	1.43	.312	grams
10.41	36.32	7.92	10.0

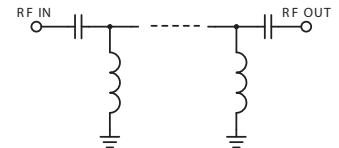
Electrical Specifications (T_{AMB}=25°C)

STOP BAND (MHz)	f _{co} , MHz	PASSBAND (MHz)		VSWR (:1)	NO. OF SECTIONS
		Min.	Typ.		
(loss > 40 dB)	(loss 3 dB)	(loss < 1.3 dB)	(loss < 2 dB)	Typ.	
(loss > 20 dB)	Typ.	Max.	Typ.	Stopband	
1090	1290	1600	1950-4000	1650-5000	20:1
					1700-4000
					7

typical frequency response

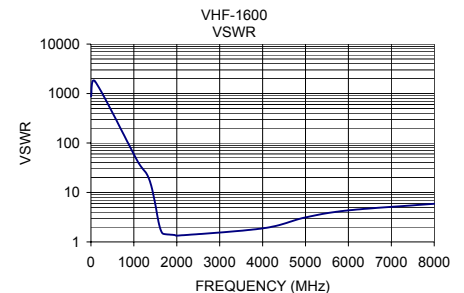


electrical schematic



Typical Performance Data

Frequency (MHz)	Insertion Loss (dB)	VSWR (:1)
1	82.28	868.59
100	69.89	1737.18
1090	46.27	42.38
1290	24.98	24.48
1400	15.11	14.15
1500	7.23	5.74
1550	4.42	3.28
1600	2.63	2.06
1650	1.77	1.57
1700	1.40	1.45
1950	0.83	1.38
2000	0.76	1.34
4000	0.83	1.88
5000	1.83	3.13
6000	2.72	4.35
8000	3.83	5.91



Notes

- A. Performance and quality attributes and conditions not expressly stated in this specification document are intended to be excluded and do not form a part of this specification document.
B. Electrical specifications and performance data contained in this specification document are based on Mini-Circuit's applicable established test performance criteria and measurement instructions.
C. The parts covered by this specification document are subject to Mini-Circuits standard limited warranty and terms and conditions (collectively, "Standard Terms"); Purchasers of this part are entitled to the rights and benefits contained therein. For a full statement of the Standard Terms and the exclusive rights and remedies thereunder, please visit Mini-Circuits' website at www.minicircuits.com/MCLStore/terms.jsp

