

MECHANICAL

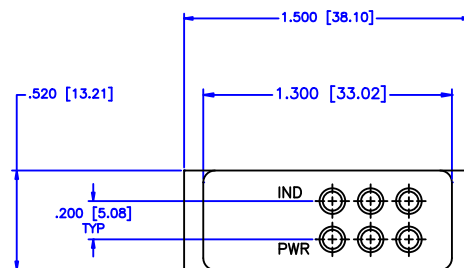
CONTACT: BREAK BEFORE MAKE
ACTUATOR: LATCHING
SWITCHING SPEED: 20 mSEC MAX

ELECTRICAL

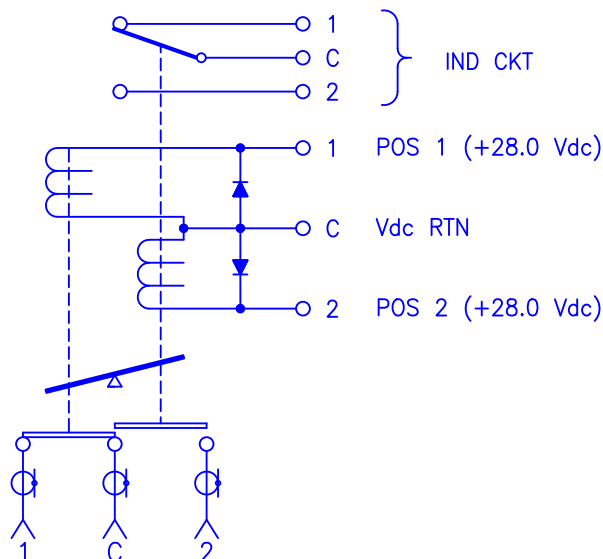
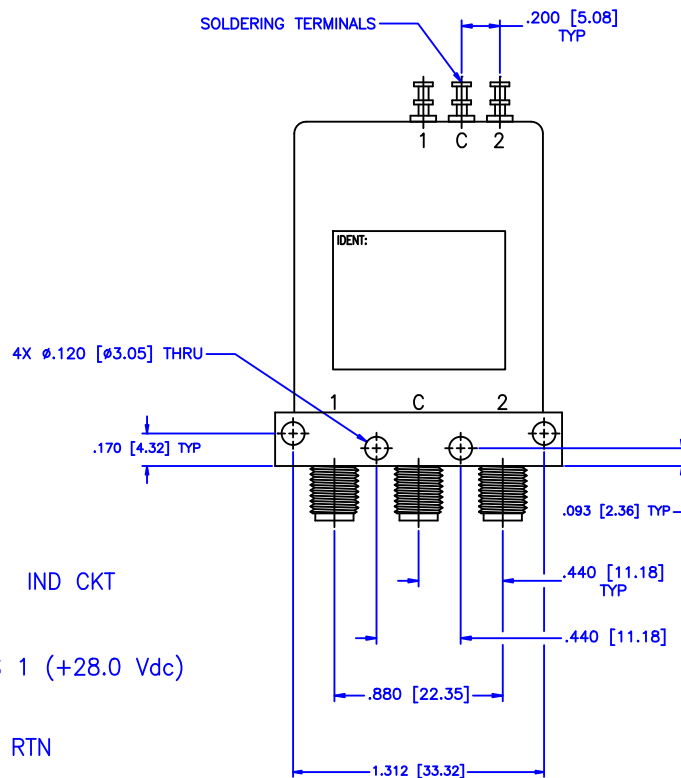
ACTUATOR VOLTAGE: 28.0 Vdc
ACTUATOR CURRENT: 0.075 A MAX @ 28.0 Vdc
POWER HANDLING: 200W CW @ 1.0 GHz

ENVIRONMENTAL

OPERATING TEMP: -54° C TO +90° C
SINE VIBRATION: 30 G'S rms
LIFE: 1,000,000 CYCLES
RANDOM VIBRATION: 20 G'S rms



SOLDERING TERMINALS .200 [5.08] TYP

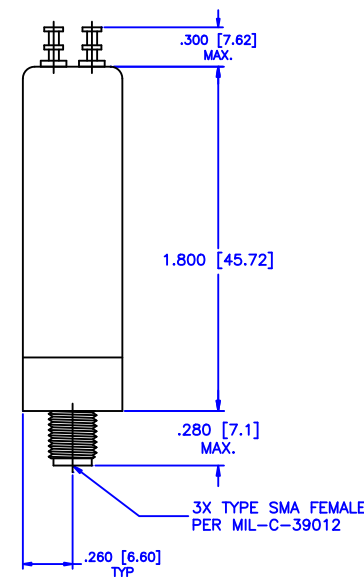


REVISIONS

ZONE	REV	DESCRIPTION	Date	APPROVED
------	-----	-------------	------	----------

SPECIFICATION:

FREQUENCY RANGE (GHz):	DC-2.0	2.0-4.0	4.0-8.0	8.0-12.4	12.4-18.0	18.0-26.5
VSUR (Max.):	1.20:1	1.25:1	1.30:1	1.40:1	1.50:1	1.60:1
INSERTION LOSS (dB):	0.20	0.25	0.30	0.40	0.50	0.70
ISOLATION (dB):	90	80	80	70	60	50
IMPEDANCE (Ohms):	50					



MATERIAL:

DRAWN:	DATE:
Paiboon Luekhamhan	03-04-2001
APPROVED:	DATE:
T. Nguyen	03-04-2001



MICROWAVE COMMUNICATIONS LABORATORIES INC.
7255 30TH AVE. N. SAINT PETERSBURG, FL 33710
TEL: (727) 344-6254 FAX: (727) 381-6116
http://WWW.MCLI.COM

SCALE:	N/A
SHEET:	N/A

UNLESS OTHERWISE SPECIFIED:
TOLERANCES
IN (INCHES) OR (mm) (MILLIMETERS)
FRACTIONS: ± 1/64
DECIMALS: ± .01 ± .005
ANGLE: ± 1/2°

DRAWING TITLE:

ELECTROMECHANICAL SWITCHES

PART NO.

K3-8-LIS

CAGE CODE:

0D2L5

SIZE:

A

REV:

N/A

DWG NO.

81666

DO NOT SCALE THE DRAWING

