



NO CONTENT ON THE ATTACHED DOCUMENT HAS CHANGED



THIS PAGE INTENTIONALLY LEFT BLANK



HMC-C029

WIDEBAND VCO w/ BUFFER AMPLIFIER MODULE, 5 - 10 GHz

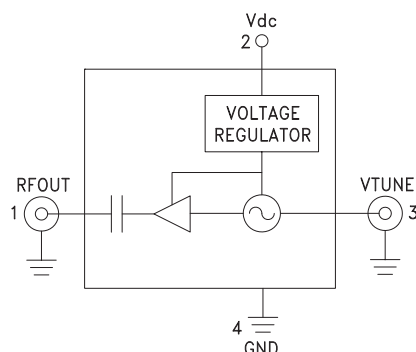


Typical Applications

The HMC-C029 VCO Module is ideal for:

- Industrial/Medical Equipment
- Test & Measurement Equipment
- Military Radar, EW & ECM
- Lab Instrumentation

Functional Diagram



Features

- Wide Tuning Bandwidth
- High Output Power: +20 dBm
- Low SSB Phase Noise: -93 dBc/Hz @100 kHz
- No External Resonator Needed
- Single Positive Supply: +8V to +15V @ 195 mA
- RoHS Compliant Hermetically Sealed Module
- Field Replaceable SMA Connectors
- 40°C to +85°C Operating Temperature

General Description

The HMC-C029 is a wideband GaAs InGaP Voltage Controlled Oscillator which incorporates the resonator, negative resistance device, and varactor diode. An internal voltage regulator provides excellent 0.2 MHz/V frequency pushing while the output buffer amplifier boosts output power to +20 dBm; which is enough to drive one or two mixers. Phase noise performance is excellent over temperature due to the oscillator's monolithic construction. The Vtune port accepts an analog tuning voltage from 0 to +20V. The HMC-C029 VCO operates from a single +8V to +15V supply, and is housed in a hermetically sealed module. This wideband VCO uniquely combines the attributes of small size, low phase noise, wide tuning range and high output power.

Electrical Specifications, $T_A = +25^\circ\text{C}$, $V_{dc} = +12\text{V}$

Parameter	Min.	Typ.	Max.	Units
Frequency Range	5.0 - 10.0			GHz
Power Output	17	20		dBm
SSB Phase Noise @ 100 kHz Offset		-93		dBc/Hz
SSB Phase Noise @ 10 kHz Offset		-64		dBc/Hz
Tune Voltage (Vtune)	0		20	V
Supply Current (Idc) ($V_{dc} = +12\text{V}$)		195		mA
Tune Port Leakage Current ($V_{tune} = +15\text{V}$)			10	μA
Output Return Loss		15		dB
2nd Harmonic		-15		dBc
Pulling (into a 2.0:1 VSWR)		1		MHz pp
Pushing		0.2		MHz/V
Frequency Drift Rate		0.8		MHz/°C

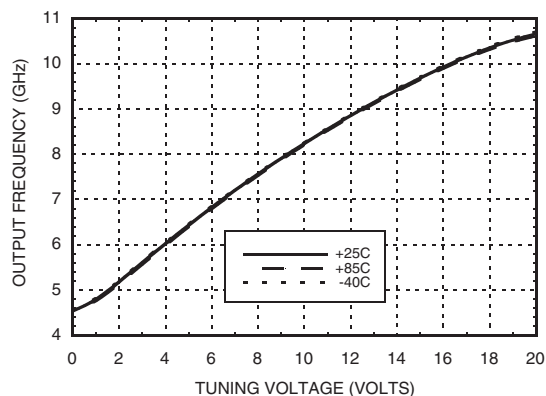
For price, delivery, and to place orders, please contact Hittite Microwave Corporation:
 20 Alpha Road Chelmsford, MA 01824 Phone: 978-250-3343 Fax: 978-250-3373
 Order Online at www.hittite.com

**WIDEBAND VCO w/ BUFFER
AMPLIFIER MODULE, 5 - 10 GHz**

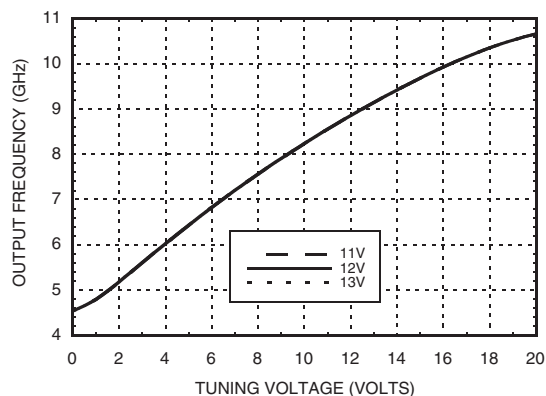
12

CONNECTORIZED MODULES - VCOs

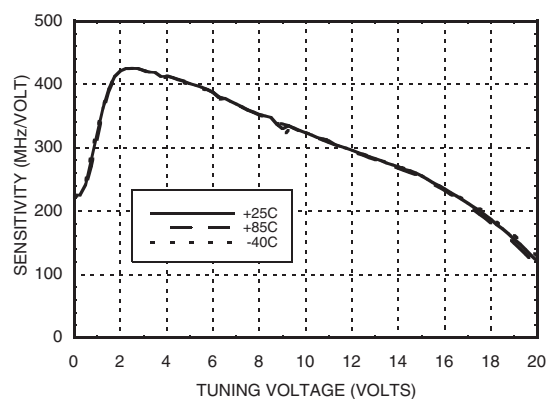
Frequency vs. Tuning Voltage, $V_{dc} = +12V$



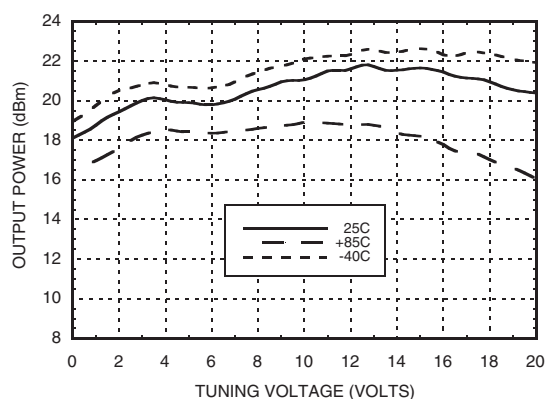
Frequency vs. Tuning Voltage, $T = +25^{\circ}C$



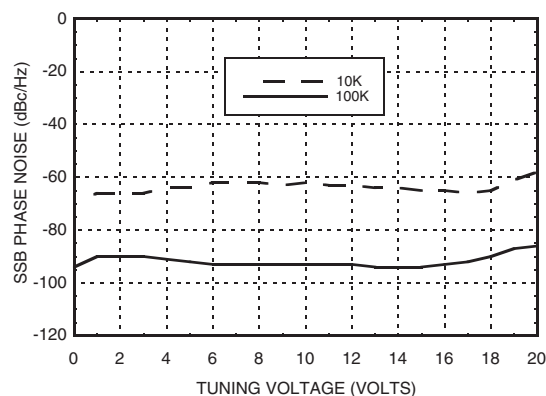
Sensitivity vs. Tuning Voltage, $V_{cc} = +12V$



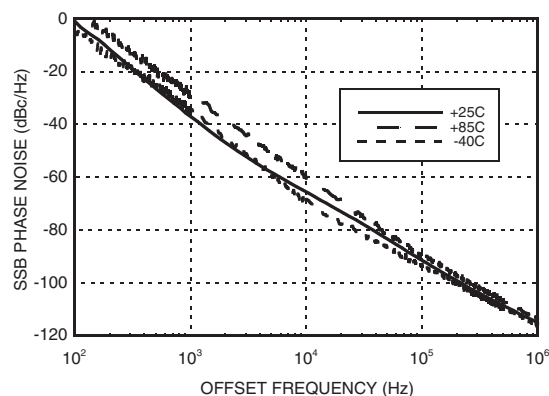
**Output Power vs.
Tuning Voltage, $V_{cc} = +12V$**



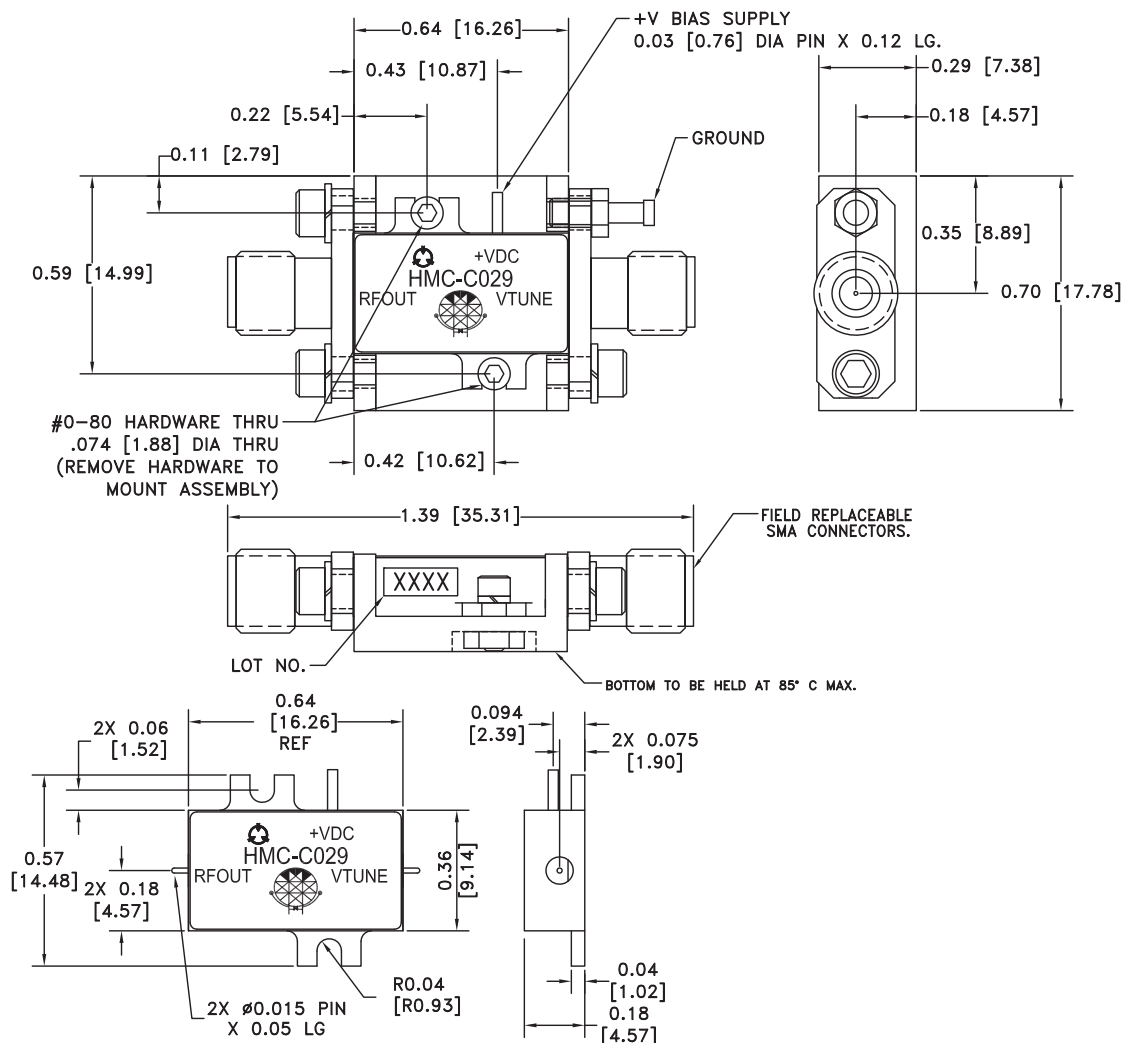
SSB Phase Noise vs. Tuning Voltage



Typical SSB Phase Noise @ $V_{tune} = +12V$



Outline Drawing



Package Information

Package Type	C-1
Package Weight ^[1]	10.2 gms ^[2]
Spacer Weight	N/A

[1] Includes the connectors

[2] ±1 gms Tolerance

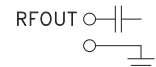
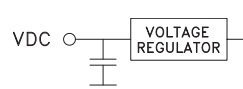
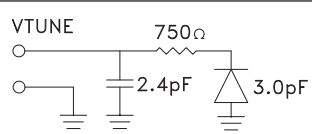
NOTES:

1. PACKAGE, LEADS, COVER MATERIAL: KOVAR™
2. BRACKET MATERIAL: ALUMINUM.
3. PLATING: ELECTROLYTIC GOLD 50 MICROINCHES MIN., OVER ELECTROLYTIC NICKEL 75 MICROINCHES MIN.
4. ALL DIMENSIONS ARE IN INCHES [MILLIMETERS].
5. TOLERANCES: ±.010 [0.25] UNLESS OTHERWISE SPECIFIED.
6. MARK LOT NUMBER ON LABEL WHERE SHOWN, WITH .030" MIN TEXT HEIGHT.

Absolute Maximum Ratings

Vdc	-0.3 Vdc to +25 Vdc
Vtune	0 to +22V
Storage Temperature	-65 to +150 °C
Operating Temperature	-40 to +85 °C

Pin Descriptions

Pin Number	Function	Description	Interface Schematic
1	RFOUT	RF output (AC coupled) uses a female SMA connector.	
2	Vdc	Supply Voltage Vdc = +8V to +15V	
3	VTUNE	Control Voltage and Modulation Input uses a female SMA connector. Modulation bandwidth dependent on drive source impedance. See "Determining the FM Bandwidth of a Wideband Varactor Tuned VCO" application note.	
4	GND	Must be connected to power supply ground.	