

RP BNC Female Connector Clamp/Solder Attachment
 4 Hole Flange For RG55, RG58, RG141, RG142,
 RG223, RG400, .500 inch Threaded Hole Spacing



TECHNICAL DATA SHEET

PE4765

RP BNC Female Connector Clamp/Solder Attachment 4 Hole Flange For RG55, RG58, RG141, RG142, RG223, RG400, .500 inch Threaded Hole Spacing

Configuration

Connector	BNC Female Reverse Polarity
Connector Specification	MIL-C-39012
Connector Interface Type	RG55, RG58, RG141, RG142, RG223, RG400
Cable Attachment Method (Shield/Contact)	Clamp/Solder
Body Style	Straight
Mount Method	4 Hole Flange

Electrical Specifications

Impedance, Ohms	50
-----------------	----

Mechanical Specifications

Temperature

Operating Range, deg C	-65 to +165
------------------------	-------------

Size

Length, in [mm]	1.15 [29.21]
Width/Dia., in [mm]	0.687 [17.45]
Height, in [mm]	0.687 [17.45]
Weight, lbs [g]	0.041 [18.6]

Connector

Type	BNC Female Reverse Polarity
Contact Material and Plating	Silver
Contact Plating Specification	QQ-S-365
Body Material and Plating	Brass, Nickel
Dielectric Type	Teflon

Compliance Certifications (visit www.Pasternack.com for current document)

RoHS Compliant	Yes
----------------	-----

Plotted and Other Data

Notes:	Values at 25 °C, sea level
--------	----------------------------

Click the following link (or enter part number in "SEARCH" on website) to obtain additional part information including price, inventory and certifications: [RP BNC Female Connector Clamp/Solder Attachment 4 Hole Flange For RG55, RG58, RG141, RG142, RG223, RG400, .500 inch Threaded Hole Spacing PE4765](#)

The information contained in this document is accurate to the best of our knowledge and representative of the part described herein. It may be necessary to make modifications to the part and/or the documentation of the part, in order to implement improvements. Pasternack reserves the right to make such changes as required. Unless otherwise stated, all specifications are nominal.

RP BNC Female Connector Clamp/Solder Attachment
4 Hole Flange For RG55, RG58, RG141, RG142,
RG223, RG400, .500 inch Threaded Hole Spacing



TECHNICAL DATA SHEET

PE4765

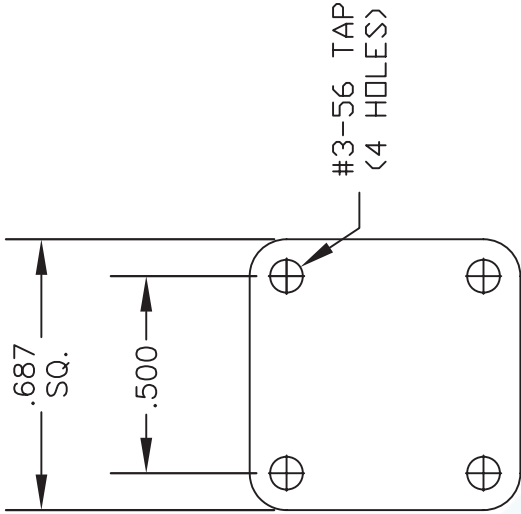
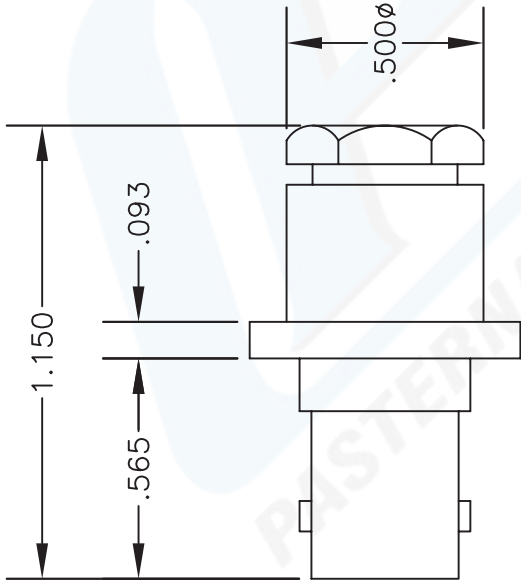
RP BNC Female Connector Clamp/Solder Attachment 4 Hole Flange For RG55, RG58, RG141, RG142, RG223, RG400, .500 inch Threaded Hole Spacing from Pasternack Enterprises has same day shipment for domestic and International orders. Our RF, microwave and fiber optic products maintain a 99% availability and are part of the broadest selection in the industry.

Click the following link (or enter part number in "SEARCH" on website) to obtain additional part information including price, inventory and certifications: [RP BNC Female Connector Clamp/Solder Attachment 4 Hole Flange For RG55, RG58, RG141, RG142, RG223, RG400, .500 inch Threaded Hole Spacing PE4765](http://www.pasternack.com/bnc-female-reverse-polarity-rg55-rg58-rg141-rg142-rg223-rg400-connector-pe4765-p.aspx)

URL: <http://www.pasternack.com/bnc-female-reverse-polarity-rg55-rg58-rg141-rg142-rg223-rg400-connector-pe4765-p.aspx>

The information contained in this document is accurate to the best of our knowledge and representative of the part described herein. It may be necessary to make modifications to the part and/or the documentation of the part, in order to implement improvements. Pasternack reserves the right to make such changes as required. Unless otherwise stated, all specifications are nominal.

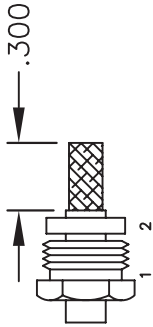
MATERIALS	
BODY	BRASS NICKEL PLATED
CONTACT	SILVER PLATED
INSULATOR	PTFE



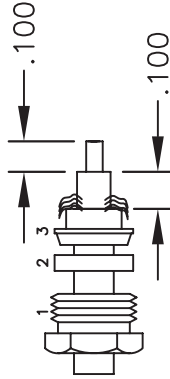
MOUNTING HOLES

ASSEMBLY PROCEDURES

1. SLIDE CLAMP NUT (1) & GASKET (2) OVER CABLE. STRIP CABLE AS SHOWN. DO NOT NICK BRAID WHILE CUTTING JACKET. TAPER END OF BRAID TO PERMIT ASSEMBLY OF BRAID CLAMP (3) SLIDE BRAID CLAMP(3) OVER BRAID & SEAT AGAINST CABLE.



2. FORM BRAID OVER CLAMP NUT (3). TRIM BRAID BACK TO SHOULDER. CUT DIELECTRIC TO DIMENSION SHOWN. DO NOT NICK CENTER CONDUCTOR. SOLDER CONTACT TO CENTER CONDUCTOR. REMOVE EXCESS SOLDER. DO NOT OVER HEAT DIELECTRIC. INSERT CABLE ASSEMBLY INTO BODY & TIGHTEN.



PASTERNAK ENTERPRISES, INC.
 P.O. BOX 16759, IRVINE, CA 92623
 PHONE (949) 261-1920 FAX (949) 261-7451
 WEB ADDRESS: www.pasternack.com
 E-MAIL ADDRESS: sales@pasternack.com
COAXIAL & FIBER OPTICS

DWG TITLE		DES.	
PE4765		REVERSE POLARITY BNC FEMALE; PANEL MOUNT; CLAMP ATTACHMENT FOR RG55, RG58, RG141, RG142, RG223 & RG400	
SIZE A	FSCM NO. 53919	CAD FILE	SCALE N/A
		061402	127

NOTES:

1. UNLESS OTHERWISE SPECIFIED ALL DIMENSIONS ARE NOMINAL.
2. ALL SPECIFICATIONS ARE SUBJECT TO CHANGE WITHOUT NOTICE AT ANY TIME.