



## 4 Way High Power Broadband Combiner From 800 MHz to 2.5 GHz Rated at 600 Watts, Type N

### TECHNICAL DATA SHEET

PE20S0009

PE20S0009 is a passive 4 way High Power Broadband RF Combiner with 50 ohm N connectors operating from 800 to 2500 MHz, with a max input power at 600 watts. The PE20S0009 has greater than 6 dB typical isolation, less than 0.60 dB typical low insertion loss and a Max VSWR of 1.30:1; along with a phase balance of  $\pm 5$  degrees and an amplitude balance of  $\pm 0.2$  dB. The RF Combiner operates in a temperature range from -55°C to 85°C, with a foot print of 4.51"x4.35"x1.15".

#### Features

- 800 to 2500 MHz Frequency
- 600 watt max power
- Insertion Loss: < 0.60 dB
- Phase Balance:  $\pm 5$  degrees
- Amplitude Balance:  $\pm 0.2$  dB
- Isolation: >6 dB
- High Power Handling Capability

#### Applications

- Communications Systems
- Power Combining
- PCS, GSM, LTE, Cellular
- Amplifier Systems
- Amplifier Power Combining
- Wireless Infrastructures
- Defence Applications

#### Configuration

Input Connectors	N Female
Output Connector	N Female
Frequency Range	0.8 to 2.5 GHz
Design	Reactive
Number of Input Ports	4
Housing Material and Plating	Aluminum Alloy

#### Electrical Specifications (Values at 25°C, sea level)

Description	Minimum	Typical	Maximum	Units
Frequency Range	0.8		2.5	GHz
Impedance		50		Ohms
Insertion Loss			0.6	dB
Input Power			600	Watts
Output VSWR			1.3:1	
Isolation	6			dB
Phase Balance		$\pm 5$		Degrees
Flatness		$\pm 0.2$		dB

#### Mechanical Specifications

##### Temperature

Operating Range -55 to +85 deg C

Click the following link (or enter part number in "SEARCH" on website) to obtain additional part information including price, inventory and certifications: [4 Way High Power Broadband Combiner From 800 MHz to 2.5 GHz Rated at 600 Watts, Type N PE20S0009](#)



4 Way High Power Broadband Combiner From  
800 MHz to 2.5 GHz Rated at 600 Watts, Type N

TECHNICAL DATA SHEET

PE20S0009

**Size**

Length	4.5 in [114.3 mm]
Width	4.35 in [110.49 mm]
Height	1.15 in [29.21 mm]

**Connectors**

Description	Input Connector	Output Connectors
Connector Material and Plating	Brass, Nickel	Brass, Nickel

**Compliance Certifications** (visit [www.Pasternack.com](http://www.Pasternack.com) for current document)  
RoHS Compliant

**Plotted and Other Data**

Notes:

- Values at +25 °C, sea level

Click the following link (or enter part number in "SEARCH" on website) to obtain additional part information including price, inventory and certifications: [4 Way High Power Broadband Combiner From 800 MHz to 2.5 GHz Rated at 600 Watts, Type N PE20S0009](#)

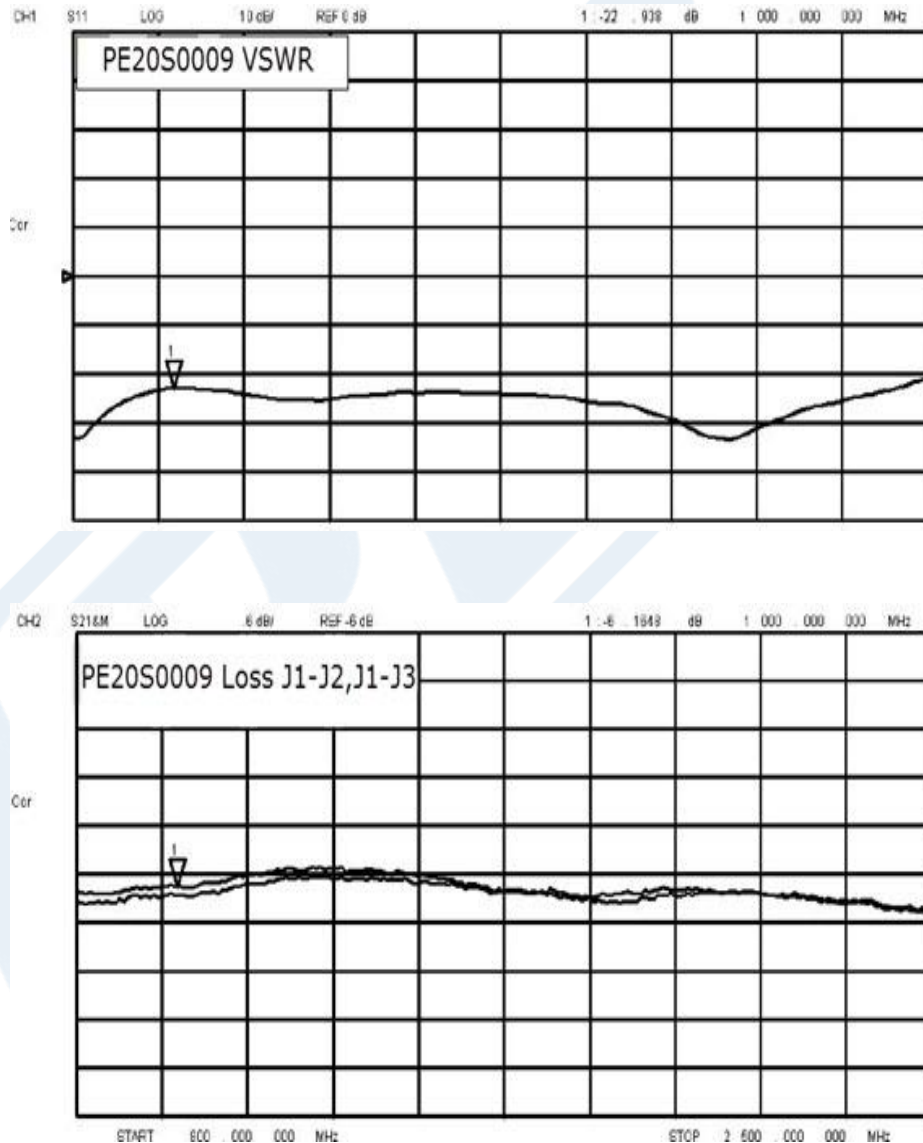


4 Way High Power Broadband Combiner From  
800 MHz to 2.5 GHz Rated at 600 Watts, Type N

TECHNICAL DATA SHEET

PE20S0009

Performance Data



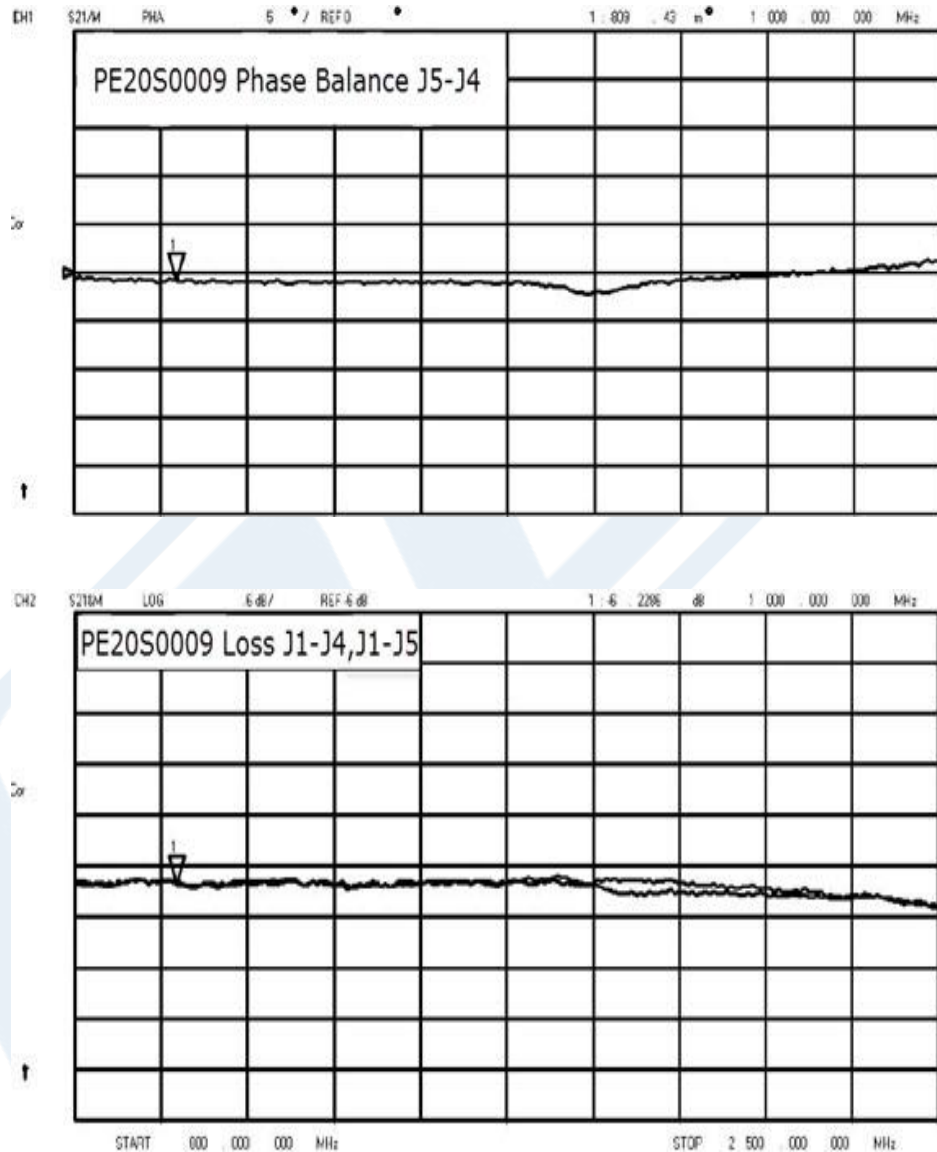
Click the following link (or enter part number in "SEARCH" on website) to obtain additional part information including price, inventory and certifications: [4 Way High Power Broadband Combiner From 800 MHz to 2.5 GHz Rated at 600 Watts, Type N PE20S0009](#)



4 Way High Power Broadband Combiner From  
800 MHz to 2.5 GHz Rated at 600 Watts, Type N

TECHNICAL DATA SHEET

PE20S0009



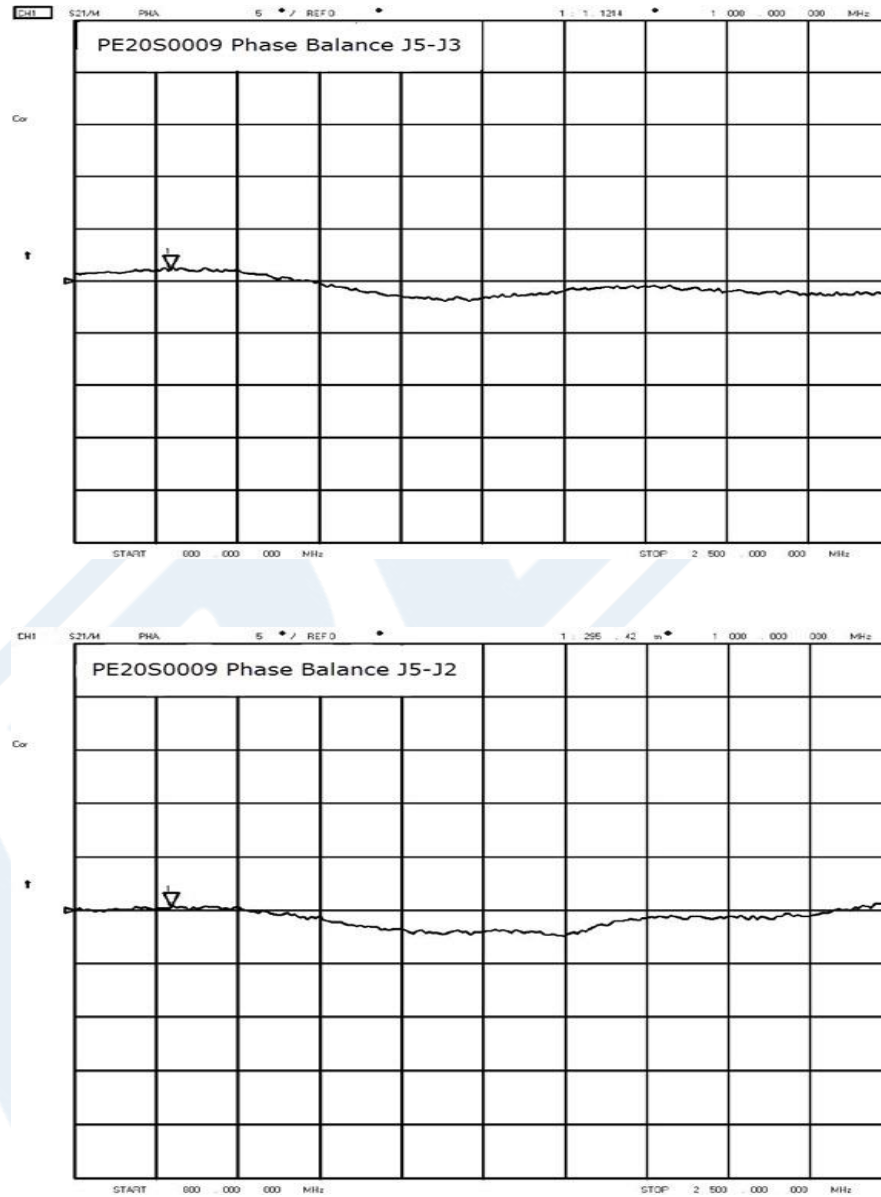
Click the following link (or enter part number in "SEARCH" on website) to obtain additional part information including price, inventory and certifications: [4 Way High Power Broadband Combiner From 800 MHz to 2.5 GHz Rated at 600 Watts, Type N PE20S0009](#)



4 Way High Power Broadband Combiner From  
800 MHz to 2.5 GHz Rated at 600 Watts, Type N

TECHNICAL DATA SHEET

PE20S0009



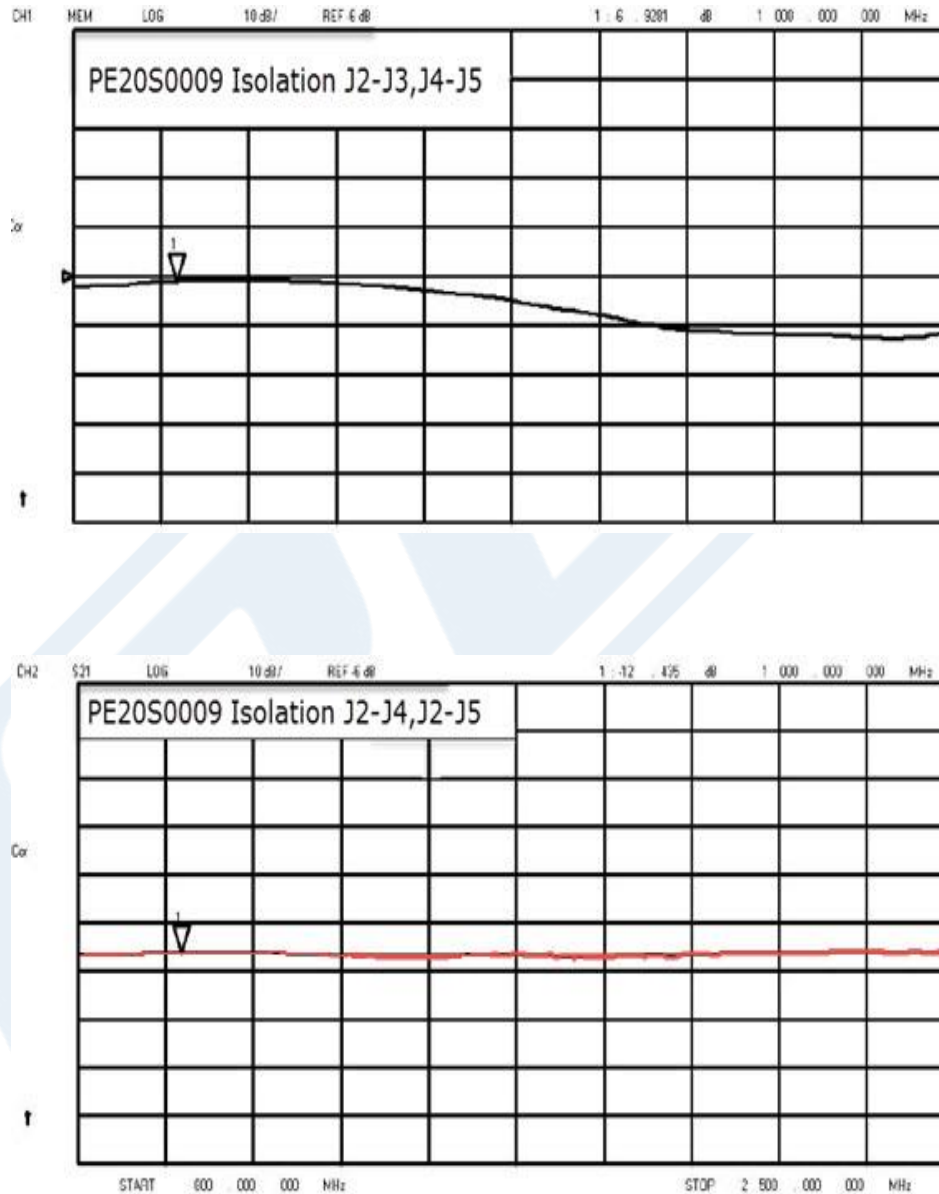
Click the following link (or enter part number in "SEARCH" on website) to obtain additional part information including price, inventory and certifications: [4 Way High Power Broadband Combiner From 800 MHz to 2.5 GHz Rated at 600 Watts, Type N PE20S0009](#)



4 Way High Power Broadband Combiner From  
800 MHz to 2.5 GHz Rated at 600 Watts, Type N

TECHNICAL DATA SHEET

PE20S0009



Click the following link (or enter part number in "SEARCH" on website) to obtain additional part information including price, inventory and certifications: [4 Way High Power Broadband Combiner From 800 MHz to 2.5 GHz Rated at 600 Watts, Type N PE20S0009](#)





## 4 Way High Power Broadband Combiner From 800 MHz to 2.5 GHz Rated at 600 Watts, Type N

### TECHNICAL DATA SHEET

PE20S0009

4 Way High Power Broadband Combiner From 800 MHz to 2.5 GHz Rated at 600 Watts, Type N from Pasternack Enterprises has same day shipment for domestic and International orders. Our RF, microwave and millimeter wave products maintain a 99% availability and are part of the broadest selection in the industry.

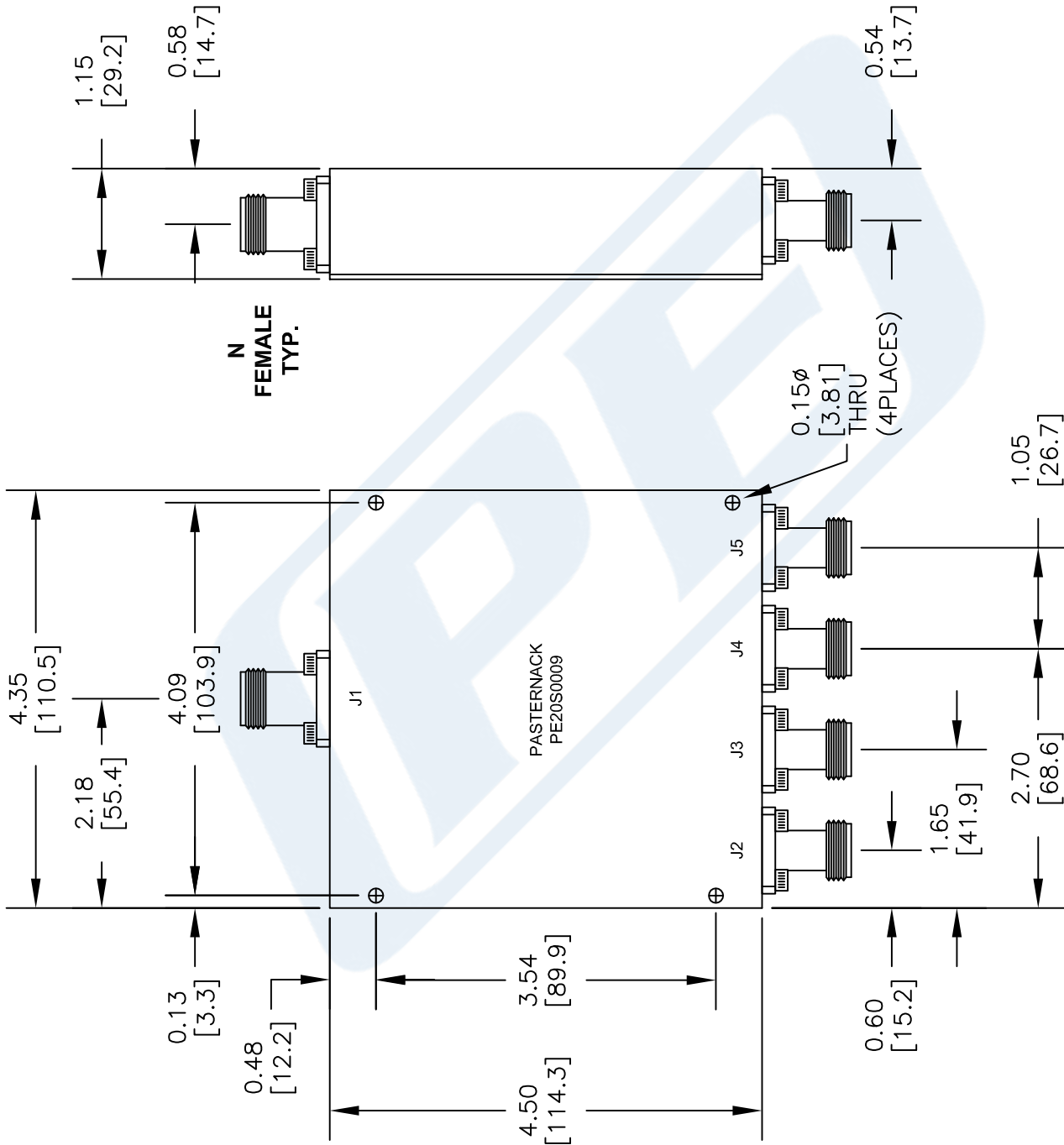
Click the following link (or enter part number in "SEARCH" on website) to obtain additional part information including price, inventory and certifications: [4 Way High Power Broadband Combiner From 800 MHz to 2.5 GHz Rated at 600 Watts, Type N PE20S0009](http://www.pasternack.com/4-way-n-broadband-power-combiner-800-mhz-2.5-ghz-600-watts-pe20s0009-p.aspx)

URL: <http://www.pasternack.com/4-way-n-broadband-power-combiner-800-mhz-2.5-ghz-600-watts-pe20s0009-p.aspx>

The information contained in this document is accurate to the best of our knowledge and representative of the part described herein. It may be necessary to make modifications to the part and/or the documentation of the part, in order to implement improvements. Pasternack reserves the right to make such changes as required. Unless otherwise stated, all specifications are nominal. Pasternack does not make any representation or warranty regarding the suitability of the part described herein for any particular purpose, and Pasternack does not assume any liability arising out of the use of any part or documentation.

# PE20S0009 CAD Drawing

4 Way High Power Broadband Combiner From 800 MHz  
to 2.5 GHz Rated at 600 Watts, Type N



NOTES:  
1. UNLESS OTHERWISE SPECIFIED ALL DIMENSIONS ARE NOMINAL.  
2. ALL SPECIFICATIONS ARE SUBJECT TO CHANGE WITHOUT NOTICE AT ANY TIME.  
3. DIMENSIONS ARE IN INCHES [mm].

DWG TITLE  
**PE20S0009**

FSCM NO. 53919

SIZE A

SCALE N/A

CAD FILE 071614

150

**PASTERNAK®**  
THE ENGINEER'S RF SOURCE  
Pasternack Enterprises, Inc.  
P.O. Box 16759 | Irvine | CA | 92623  
Phone: (949) 261-1920 | Fax: (949) 261-7451  
Website: www.pasternack.com | E-Mail: sales@pasternack.com