

Features

- Low Cost Miniature Plastic Package
- 6.4 dB Conversion Loss
- +3 to +7 dBm LO Drive
- HMIC Process
- No External Matching Required
- Silicon Medium Barrier Schottky Diodes
- Double Balanced Passive Mixer
- RoHS* Compliant and 260°C Reflow Compatible

Description

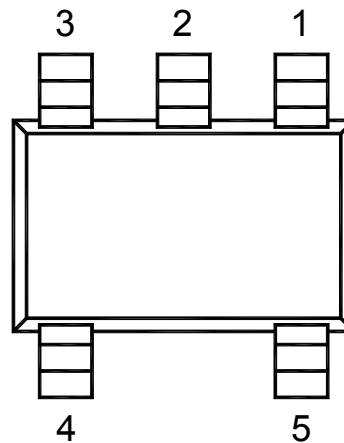
The MA4EX600L1-1225T is a silicon monolithic 4.2 - 6.0 GHz, medium barrier, double balanced mixer in a low cost miniature surface mount SOT-25 package. The die uses MACOM's unique HMIC silicon/glass process to achieve low loss passive elements while retaining the advantages of medium barrier silicon Schottky diodes.

These mixers are well suited for high volume wireless and cellular applications where small size and repeatability are required. Typical applications include frequency conversion, modulation, and demodulation for receivers and transmitters in both portable cellular and base station applications.

Ordering Information

Part Number	Package
MA4EX600L1-1225T	Tape and Reel

Package Outline



Pin Configuration

Pin No.	Function
1	RF
2	Ground
3	LO
4	Ground
5	IF

* Restrictions on Hazardous Substances, European Union Directive 2011/65/EU.

Electrical Specifications: $T_A = +25^\circ\text{C}$, LO = +5 dBm, RF = -10 dBm, IF = 60 MHz

Parameter	Test Conditions	Units	Min.	Typ.	Max.
Conversion Loss	5.0 GHz 4.2 - 6.0 GHz	dB	—	6.4 6.8	8.0 9.5
L - R Isolation	5.0 GHz 4.2 - 6.0 GHz	dB	—	26.0 25.0	—
L - I Isolation	5.0 GHz 4.2 - 6.0 GHz	dB	—	24.0 23.0	—
R - I Isolation	5.0 GHz 4.2 - 6.0 GHz	dB	—	13.0 15.0	—
LO VSWR	5.0 GHz 4.2 - 6.0 GHz	dB	—	1.18:1 1.67:1	—
RF VSWR	5.0 GHz 4.2 - 6.0 GHz	dB	—	1.87:1 1.89:1	—
IF VSWR	DC - 400 MHz	dB	—	1.55:1	—
Input IP3	5.0 GHz 4.2 - 6.0 GHz	dBm	—	5.7 7.6	—
Input P1dB	5.0 GHz 4.2 - 6.0 GHz	dBm	—	0.3 0.8	—
IF 1 dB Bandwidth	LO = 5.0 GHz @ +10 dBm	MHz	0	—	2000

Absolute Maximum Ratings^{1,2}

Parameter	Absolute Maximum
Incident Power LO RF	20 dBm 20 dBm
Operating Temperature	-40°C to +85°C
Storage Temperature	-65°C to +150°C

1. Exceeding any one or combination of these limits may cause permanent damage to this device.
2. MACOM does not recommend sustained operation near these survivability limits.

Handling Procedures

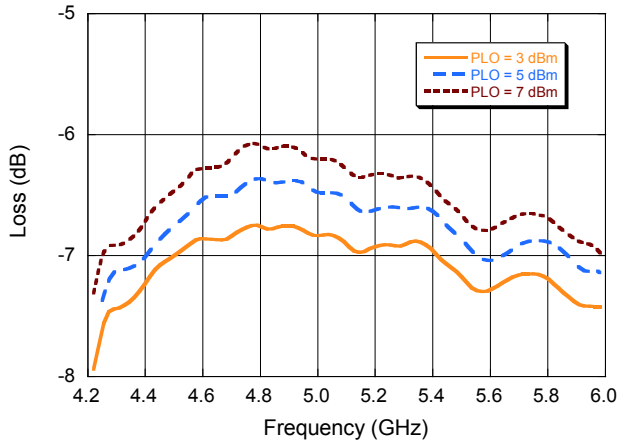
Please observe the following precautions to avoid damage:

Static Sensitivity

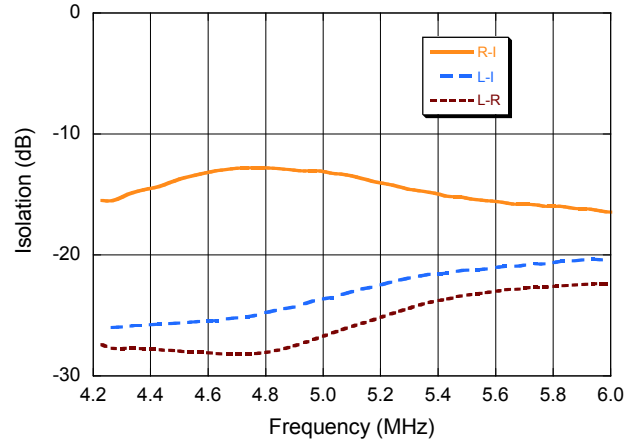
These electronic devices are sensitive to electrostatic discharge (ESD) and can be damaged by static electricity. Proper ESD control techniques should be used when handling these devices.

Typical Performance Curves: LO = +10 dBm, RF = -10 dBm, IF = 60 MHz

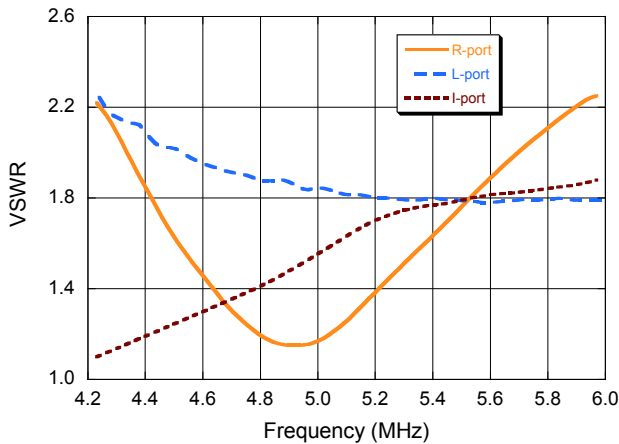
Conversion Loss



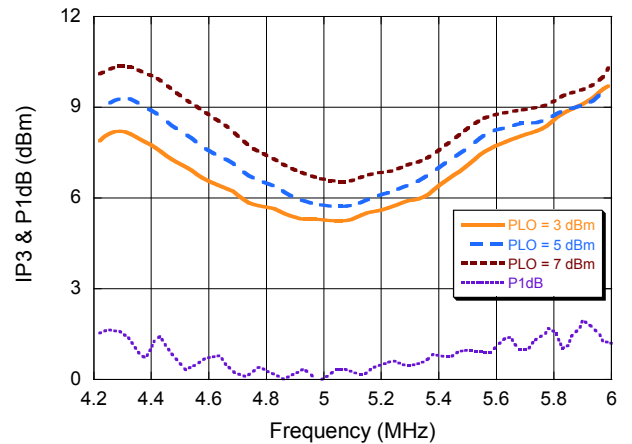
Isolation



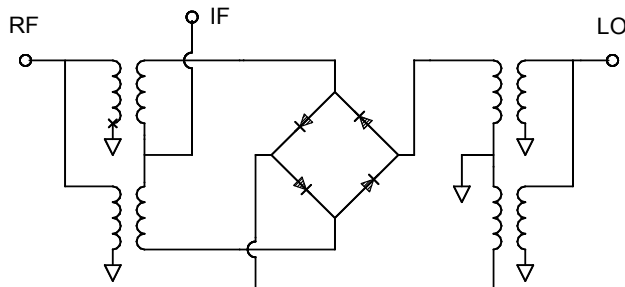
VSWR



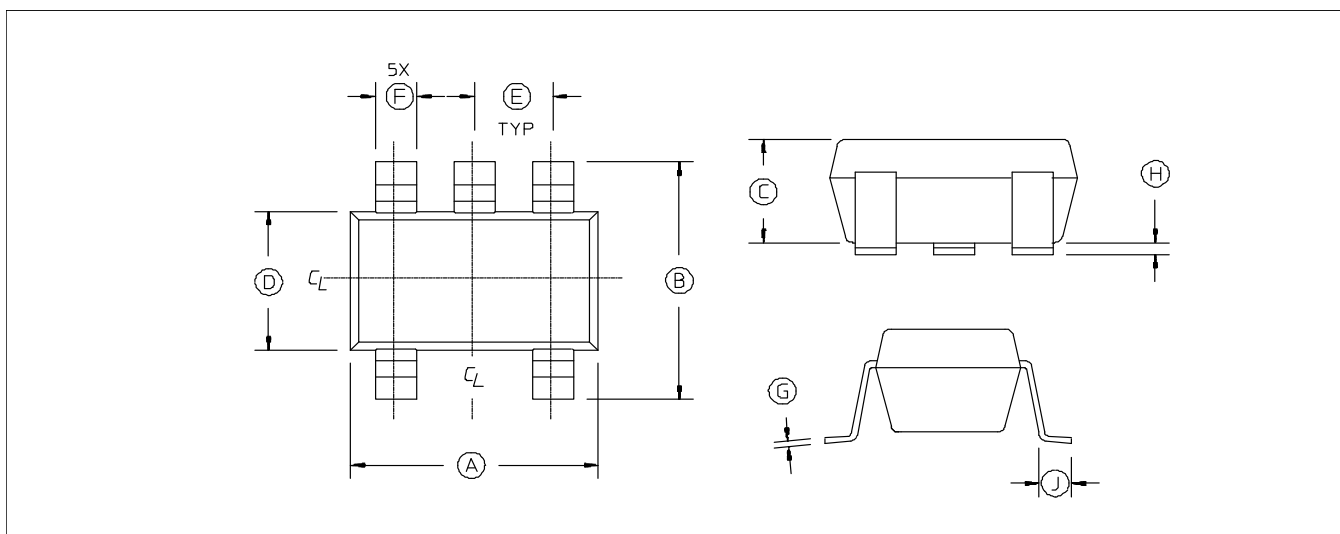
Input IP3 & 1dB Compression Point



Schematic



Lead-Free SOT-25†



† Reference Application Note M538 for lead-free solder reflow recommendations.

DIM	INCHES		MILLIMETERS	
	MIN.	MAX.	MIN.	MAX.
A	.106	.122	2.70	3.10
B	.100	.118	2.54	3.00
C	—	.051	—	1.30
D	.063 REF.		1.60 REF.	
E	.032	.043	.80	1.10
F	.014	.020	.35	.50
G	.003	—	.08	—
H	.000	.006	.00	.15
J	.018 REF.		.45 REF.	

3. Lead Coplanarity should be 0.003 (0.08) maximum.

M/A-COM Technology Solutions Inc. All rights reserved.

Information in this document is provided in connection with M/A-COM Technology Solutions Inc ("MACOM") products. These materials are provided by MACOM as a service to its customers and may be used for informational purposes only. Except as provided in MACOM's Terms and Conditions of Sale for such products or in any separate agreement related to this document, MACOM assumes no liability whatsoever. MACOM assumes no responsibility for errors or omissions in these materials. MACOM may make changes to specifications and product descriptions at any time, without notice. MACOM makes no commitment to update the information and shall have no responsibility whatsoever for conflicts or incompatibilities arising from future changes to its specifications and product descriptions. No license, express or implied, by estoppel or otherwise, to any intellectual property rights is granted by this document.

THESE MATERIALS ARE PROVIDED "AS IS" WITHOUT WARRANTY OF ANY KIND, EITHER EXPRESS OR IMPLIED, RELATING TO SALE AND/OR USE OF MACOM PRODUCTS INCLUDING LIABILITY OR WARRANTIES RELATING TO FITNESS FOR A PARTICULAR PURPOSE, CONSEQUENTIAL OR INCIDENTAL DAMAGES, MERCHANTABILITY, OR INFRINGEMENT OF ANY PATENT, COPYRIGHT OR OTHER INTELLECTUAL PROPERTY RIGHT. MACOM FURTHER DOES NOT WARRANT THE ACCURACY OR COMPLETENESS OF THE INFORMATION, TEXT, GRAPHICS OR OTHER ITEMS CONTAINED WITHIN THESE MATERIALS. MACOM SHALL NOT BE LIABLE FOR ANY SPECIAL, INDIRECT, INCIDENTAL, OR CONSEQUENTIAL DAMAGES, INCLUDING WITHOUT LIMITATION, LOST REVENUES OR LOST PROFITS, WHICH MAY RESULT FROM THE USE OF THESE MATERIALS.

MACOM products are not intended for use in medical, lifesaving or life sustaining applications. MACOM customers using or selling MACOM products for use in such applications do so at their own risk and agree to fully indemnify MACOM for any damages resulting from such improper use or sale.