

REVISIONS				
ZONE	REV	DESCRIPTION	DATE	APPROVED

MECHANICAL
CONTACT: BREAK BEFORE MAKE
ACTUATOR: LATCHING
SWITCHING SPEED: 20 mSEC MAX

ELECTRICAL
ACTUATOR VOLTAGE: 28.0 Vdc (22.0–32.0 Vdc)
ACTUATOR CURRENT: 0.300 A MAX @ 28.0 Vdc
POWER HANDLING: 200 WCW @ 1.0 GHz

ENVIRONMENTAL
OPERATING TEMP: –54°C to +90°C
SINE VIBRATION: 30 G'S rms
LIFE : 1,000,000 CYCLES
RANDOM VIBRATION: 20 G'S rms

SPECIFICATION:

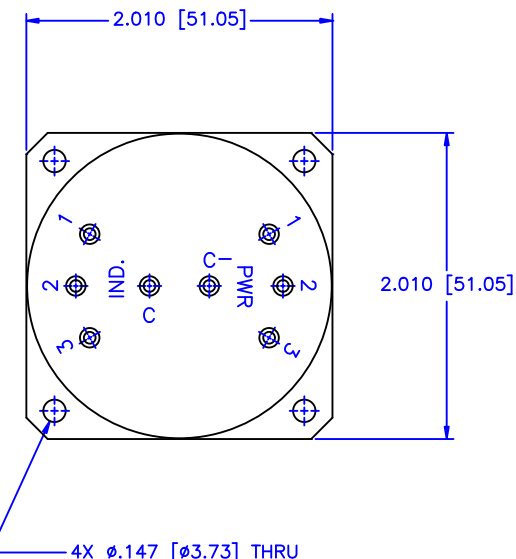
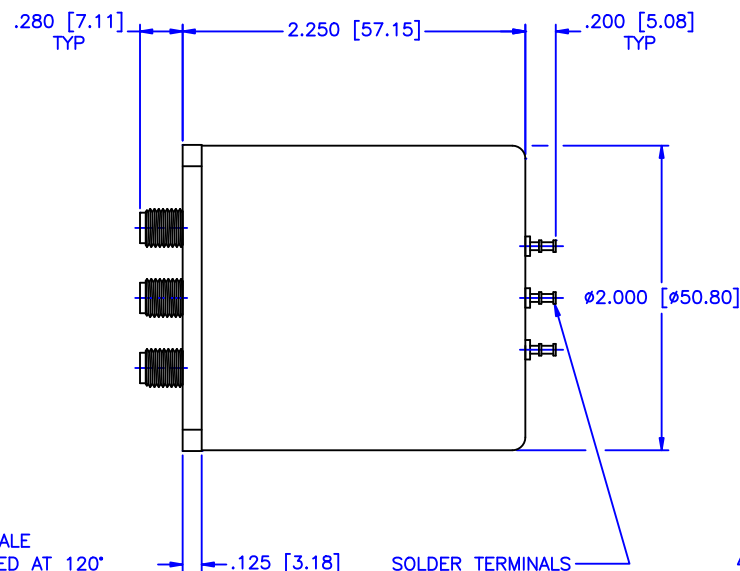
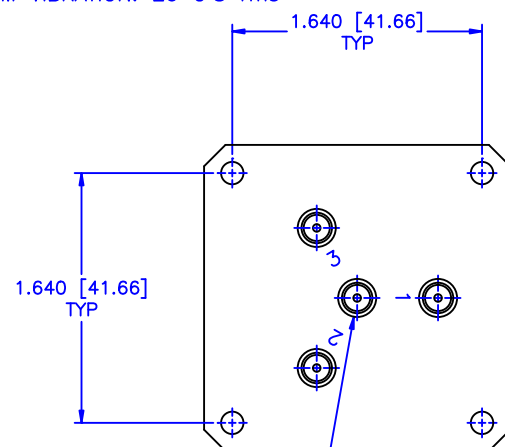
FREQUENCY RANGE (GHz): DC–2.0 2.0–4.0 4.0–8.0 8.0–12.4 12.4–18.0

VSWR (Max.): 1.20:1 1.25:1 1.30:1 1.40:1 1.50:1

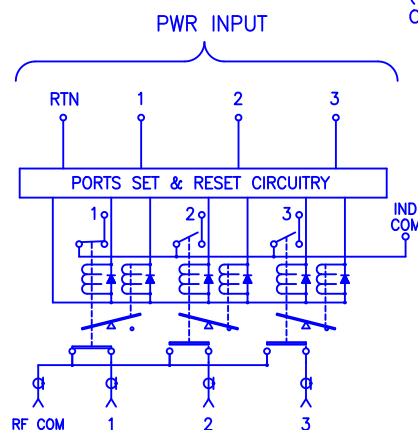
INSERTION LOSS (dB): 0.20 0.25 0.30 0.40 0.50

ISOLATION (dB): 90 80 80 70 60

IMPEDANCE: 50 OHMS



(4) TYPE SMA FEMALE
(3) EQUALLY SPACED AT 120°
ON Ø1.062 [Ø26.97] B.C.



MATERIAL:		MCLI MICROWAVE COMMUNICATIONS LABORATORIES INC. 7255 30TH AVE. N. SAINT PETERSBURG, FL 33710 TEL: (727) 344-6254 FAX: (727) 381-6116 http://WWW.MCLI.COM		SCALE: N/A	
				SHEET: N/A	
UNLESS OTHERWISE SPECIFIED: TOLERANCES IN (INCHES) OR (mm) (MILLIMETERS) FRACTIONS: ± 1/64 DECIMALS: ±.01 ±.005 ANGLE: ±1/2°		DRAWING TITLE: ELECTROMECHANICAL SWITCHES			
		PART NO. 03-7-LIS			
DRAWN: Paiboon Luekhamhan		DATE: 02-26-2009		CAGE CODE: 0D2L5	
APPROVED: T. Nguyen		DATE: 02-26-2009		SIZE: N/A REV: N/A DO NOT SCALE THE DRAWING	
				DWG NO. 84209	