

ADAPTER, BETWEEN SERIES 2.9mm / 1.85mm

DC - 40 GHz

api 
technologies corp.
> INMET

MODELS: 5258, 5259, 5260, 5261

SPECIFICATIONS:

Electrical:

Frequency Range _____ DC - 40 GHz
VSWR
DC - 18 GHz _____ 1.20:1 Max.
18 - 40 GHz _____ 1.30:1 Max.
Impedance _____ 50 Ohms
Operating Temp. Range _____ -65°C to +85°C

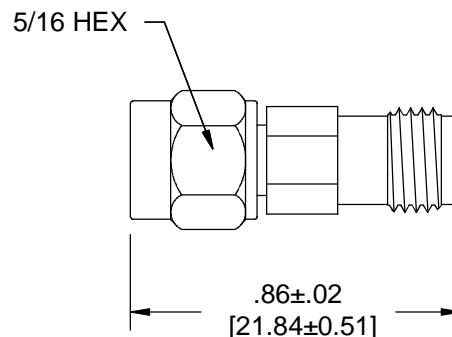
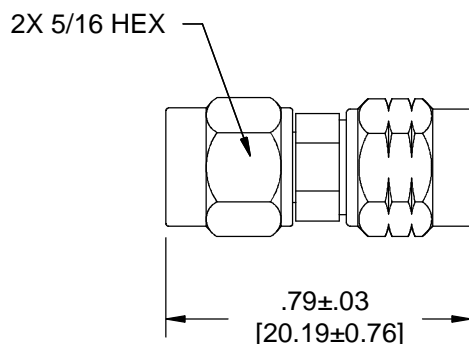
Mechanical:

1.85mm Connectors _____ Passivated Stainless Steel
Mates with 2.4mm & V* Connectors
2.9mm Connectors _____ Passivated Stainless Steel
Mates both Mechanically & Electrically with
all SMA, 3.5mm & K* Series Connectors.
Conductors _____ Gold Plated Beryllium Copper

*K and V are trademarks of Anritsu Corp.

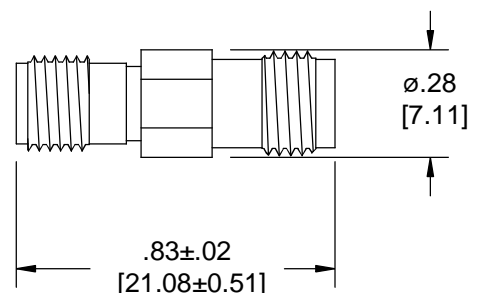
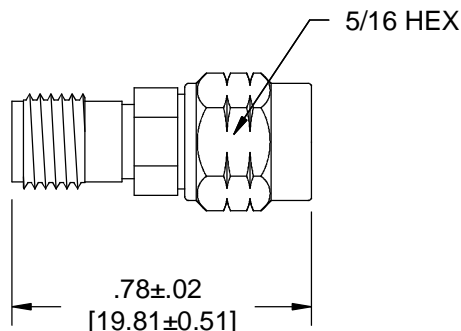
Model Number: **5258**
2.9mm MALE / 1.85mm MALE

Model Number: **5259**
2.9mm MALE / 1.85mm FEMALE



Model Number: **5260**
2.9mm FEMALE / 1.85mm MALE

Model Number: **5261**
2.9mm FEMALE / 1.85mm FEMALE



Note: Dimensions in Brackets are Expressed in Millimeters and are for Reference Only.
Design specifications are subject to change without notice.
Contact factory for technical specifications before purchasing or use.

5258; REV A

300 Dino Drive • Ann Arbor, MI 48103-9457 U.S.A. • 888-244-6638 or 734-426-5553 • FAX 734-426-5557 • inmet.apitech.com