

## Product Features

- Small size (4X4 mm)
- High gain
- High linearity
- Low cost
- Low Noise Figure

## Applications

- Low Noise Amplifier for CATV, Satellite
- Cable Modem
- FTTH (G-PON, GE-PON)
- Optical node



Package Type : QFN4X4

## Description

ACQ102 is designed as low cost drive amplifiers for many applications including FTTH, CATV System.

This MMIC is based on Gallium Arsenide Enhancement Mode pHEMT which shows low current draw and very low noise.

The data in this spec sheet is valid only for 75 ohm application. 50 ohm data is in a separate spec sheet.

## Electrical Specifications

PARAMETER		UNIT	MIN	TYP	MAX	CONDITION
Frequency		MHz	30		1000	-
Gain		dB	20	21.5	-	-
Gain Flatness		dB	-	0.5	1	-
Input Return Loss		dB	-	-15	-8	-
Output Return Loss		dB	-	-15	-10	-
Output IP3		dBm	33	38	-	-
1dB Compression Point		dBm	17	21	-	-
Noise Figure		dB	-	2.5	4	-
CSO	30 ~ 870MHz	dBc	-	-60	-55	135 channel, +30dBmV/ch
CTB		dBc	-	-65	-60	135 channel, +30dBmV/ch
XMOD		dBc	-	-63	-58	135 channel, +30dBmV/ch
DC Current		mA	90	130	170	VDD = +5.0V

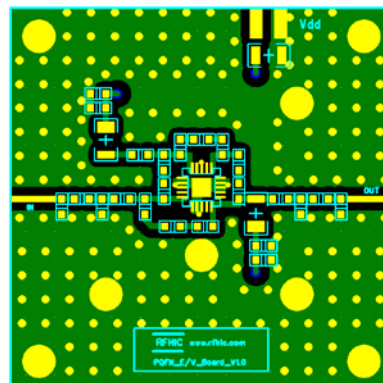
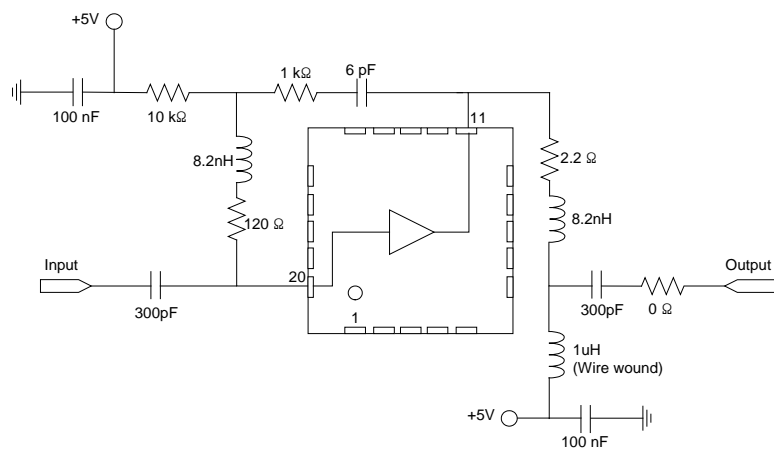
### Note

1. Test conditions unless otherwise noted. Test Freq = 500MHz, T=25°C, V<sub>DD</sub>=5V, 75Ω system
2. OIP3 measured with 2 tones at an output power of +5dBm/tone separated by 1MHz

## Absolute Maximum Ratings

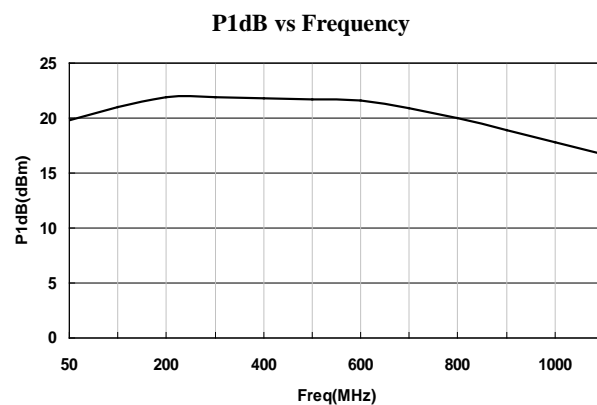
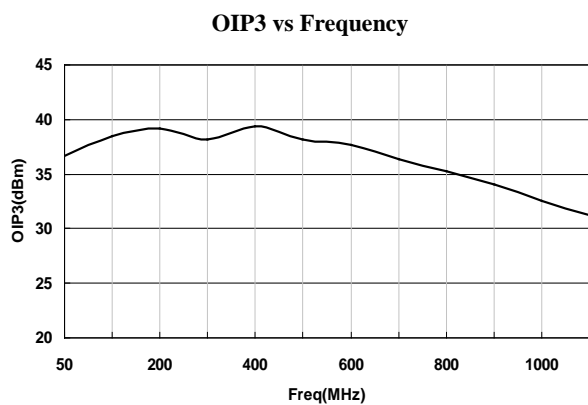
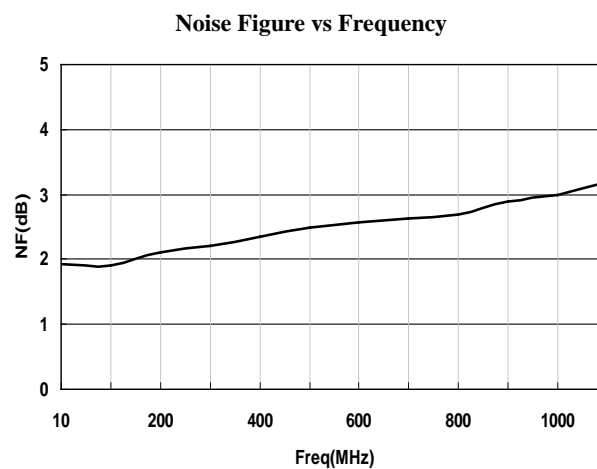
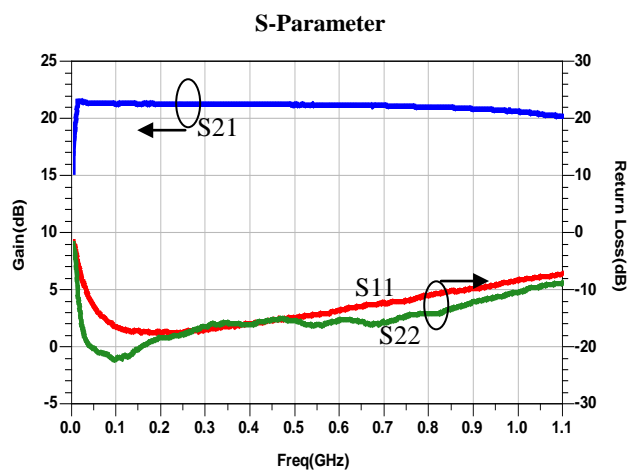
PARAMETER	UNIT	MIN	TYP	MAX	CONDITION
Device Voltage	V <sub>DC</sub>	-	5	10	-
Operating Temperature	°C	-40	-	85	-
Storage Temperature	°C	-50	-	150	-
ESD Human Body Model	-	-	Class 1C	-	-
Moisture sensitivity Level	-	-	MSL1	-	-
Junction temperature	°C	-	-	180	-
Thermal Resistance (R <sub>th</sub> )	°C/W	-	70	-	-

## Application Circuit @ 30 ~ 1000MHz, 75ohm System

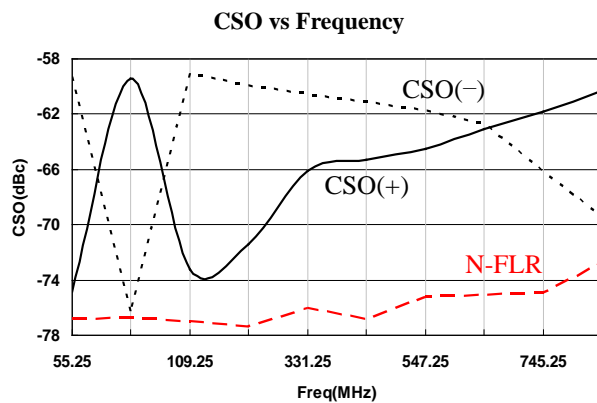
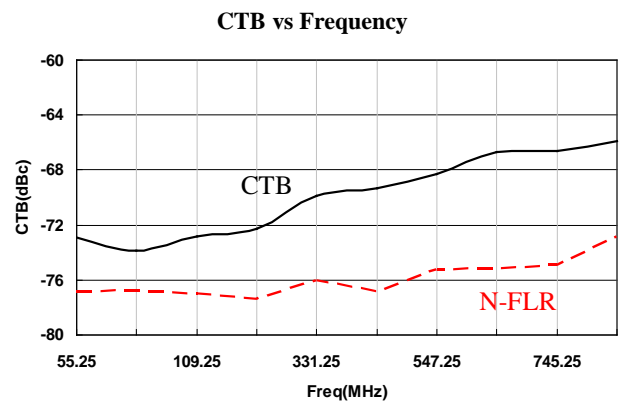
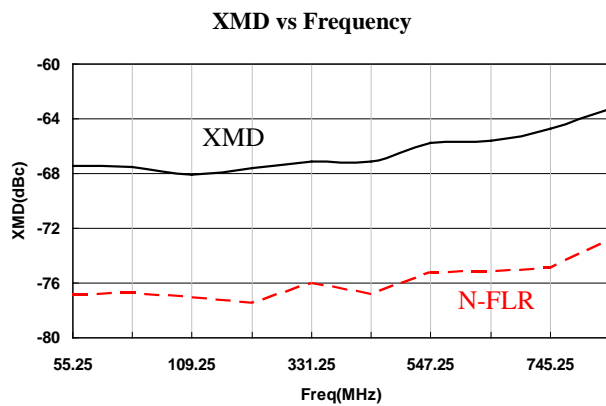


PCB material (FR4), PCB thickness (0.8t),  
Via hole ( $\Phi 0.6$ )

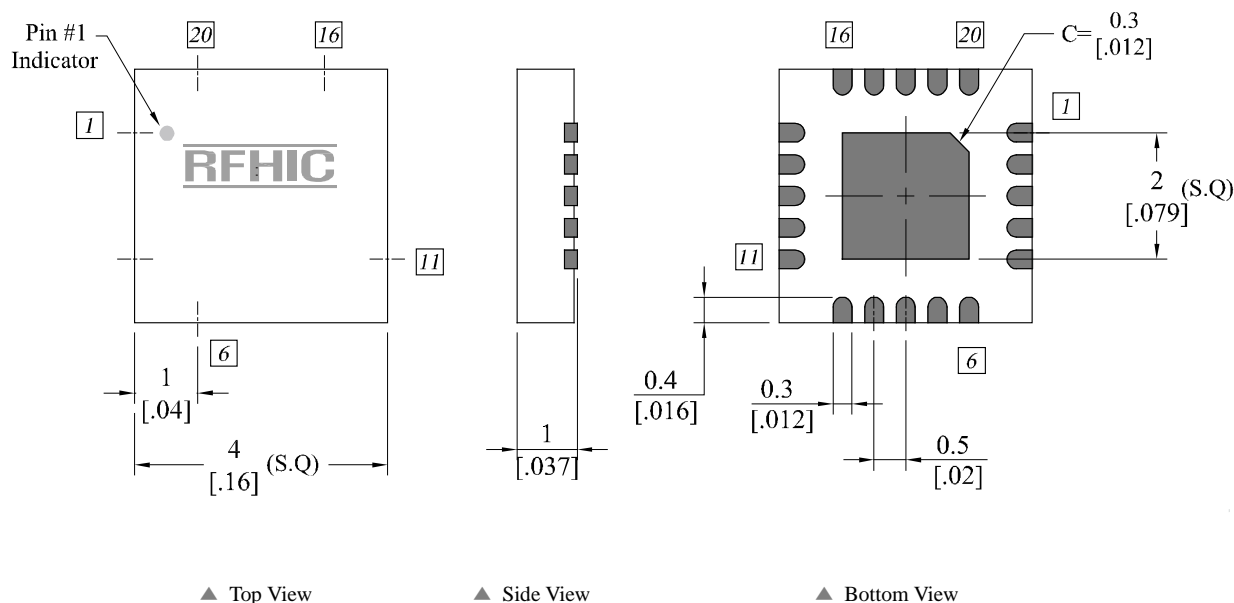
## Typical Performance @ VDD=5V, ID=120mA, T=25°C, 75ohm System



Multi-Tone Test : 135CH\_FLAT@Output Power +30dBmV/Ch



## Package Dimension (Type: QFN4x4)

\* Unit: mm[inch] | Tolerance  $\pm 0.2$ [.008]

Pin Description							
Pin No	Function	Pin No	Function	Pin No	Function	Pin No	Function
1	N/C	6	N/C	11	RF Output / VDD (+5V)	16	N/C
2	N/C	7	N/C	12	N/C	17	N/C
3	N/C	8	N/C	13	N/C	18	N/C
4	N/C	9	N/C	14	N/C	19	N/C
5	N/C	10	N/C	15	N/C	20	RF Input / Bias Control

\*N/C: Not Connected

## \* Mounting Configuration Notes

1. Ground / thermal via holes are critical for the proper performance of this device.
2. Add as much copper as possible to inner and outer layers near the part to ensure optimal thermal performance.
3. Mounting screws can be added near the part to fasten the board to a heatsink. Ensure that the ground / thermal via hole region contacts the heatsink.
4. Do not put solder mask on the backside of the PCB in the region where the board contacts the heatsink.
5. RF trace width depends upon the PCB material and construction.
6. Use 1 oz. Copper minimum.

**Revision History**

Part Number	Release Date	Version	Modification	Data Sheet Status
ACQ102	2014.04.22	1.4	Absolute Maximum Ratings (Delete Tj Typ)	-
ACQ102	2012.09.10	1.3	New datasheet format	-
ACQ102	2010.12.24	1.2	Absolute Rating Specifications updated	-

RFHIC Corporation reserves the right to make changes to any products herein or to discontinue any product at any time without notice. While product specifications have been thoroughly examined for reliability, RFHIC Corporation strongly recommends buyers to verify that the information they are using is accurate before ordering. RFHIC Corporation does not assume any liability for the suitability of its products for any particular purpose, and disclaims any and all liability, including without limitation consequential or incidental damages. RFHIC products are not intended for use in life support equipment or application where malfunction of the product can be expected to result in personal injury or death. Buyer uses or sells such products for any such unintended or unauthorized application, buyer shall indemnify, protect and hold RFHIC Corporation and its directors, officers, stockholders, employees, representatives and distributors harmless against any and all claims arising out of such unauthorized use.

Sales, inquiries and support should be directed to the local authorized geographic distributor for RFHIC Corporation. For customers in the US, please contact the US Sales Team at 919-677-8780. For all other inquiries, please contact the International Sales Team at 82-31-250-5078.