



Applications

- General Purpose
- For WCDMA applications

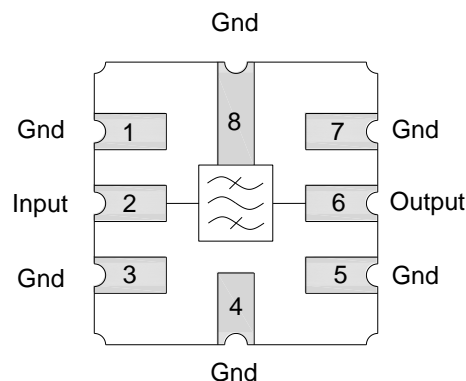


SMP-20, 5.0 x 5.0 x 1.32 mm

Product Features

- Usable bandwidth 5 MHz
- Low loss
- High attenuation
- Single-ended operation
- Impedance matching required for operation at 50 ohms
- Small size: 5.0 x 5.0 x 1.32 mm
- Ceramic Surface Mount Package (SMP)
- Hermetically sealed
- RoHS (2002/95/EC) compliant, Pb-free 

Functional Block Diagram



Top View

General Description

The 855770 is a high-performance IF SAW filter with a center frequency of 190 MHz and a usable bandwidth of 5 MHz.

It features low loss with excellent attenuation, and is designed to be used with a balanced input and output.

The device is RoHS compliant and Pb-free.

Pin Configuration

Pin No.	Label
2	Input
6	Output
3,7	Ground
1,4,5,8	Case Ground

Ordering Information

Part No.	Description
855770	Packaged Part
855770-EVB	Evaluation board

Standard T/R size = 4000 units/reel

Absolute Maximum Ratings

Parameter	Rating
Storage Temperature ⁽¹⁾	- 40 to + 85 °C
Operable Temperature ⁽²⁾	- 40 to + 85 °C

1. Operation of this device outside the parameter ranges given may cause permanent damage.
2. Specifications are not guaranteed over all operable conditions.

Electrical Specifications ⁽¹⁾

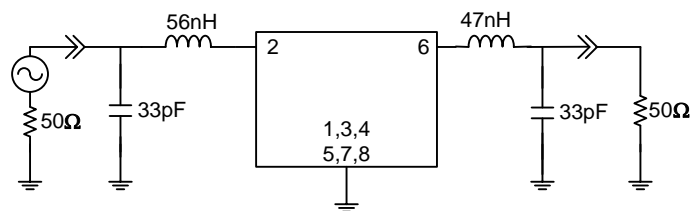
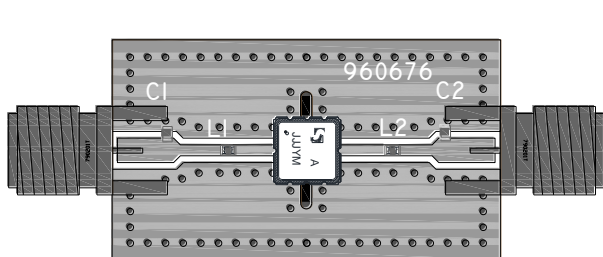
Test conditions unless otherwise noted: ⁽²⁾ Temperature Range - 30 to + 70 °C

Parameter ⁽³⁾	Conditions	Min	Typical ⁽⁴⁾	Max	Units
Center Frequency		-	190	-	MHz
Insertion Loss	At 190 MHz	-	8	10	dB
Lower 5 dB Band Edge ⁽⁵⁾ Upper 5 dB Band Edge ⁽⁵⁾		- 192.4	187.23 193.01	187.6 -	MHz
Phase Ripple	188 – 192 MHz	-	1.9	4.15	deg RMS
Attenuation ⁽⁵⁾	160 – 170 MHz	33	39.9	-	dB
	170 – 180 MHz	27	35.4	-	
	180 – 185.5 MHz	25	30.3	-	
	194.5 – 200 MHz	25	29.5	-	
	200 – 210 MHz	27	34.9	-	
	210 – 220 MHz	33	42.7	-	
Source/Load Impedance ⁽⁶⁾	Single-ended	-	50	-	Ω

Notes:

1. All specifications are based on the TriQuint schematic reference design shown on page 3.
2. In production, devices will be tested at room temperature to a guardbanded specification to ensure electrical compliance over temperature.
3. Electrical margin has been built into the design to account for the variations due to temperature drift and manufacturing tolerances.
4. Typical values are based on average measurements at room temperature.
5. Relative to insertion loss at center frequency.
6. This is the optimum impedance in order to achieve the performance shown.

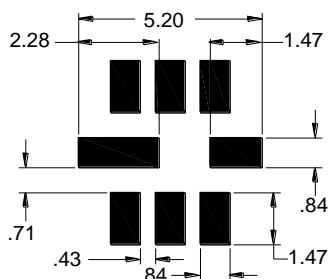
Evaluation Board



Notes:

3-layers board - top, middle & bottom layer: 1 oz copper
 Substrates: .031" thick FR4 dielectric.
 Finish plating: Nickel: 3-8 μ m thick, Gold: .03-.2 μ m thick
 Hole plating: Copper min .0008 μ m thick

PCB Mounting Pattern



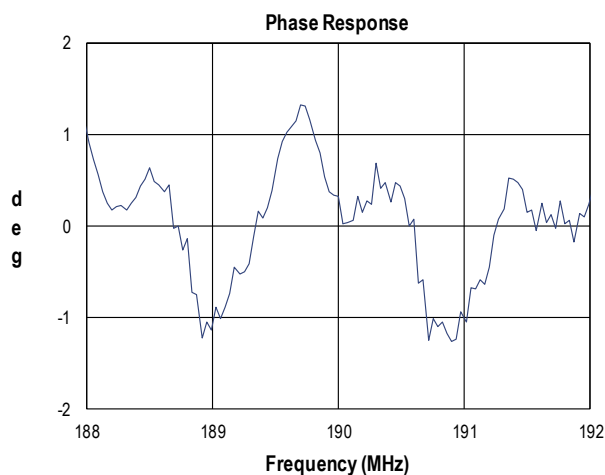
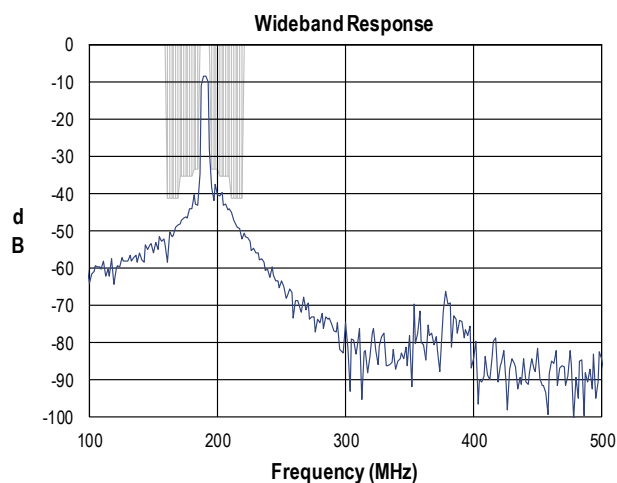
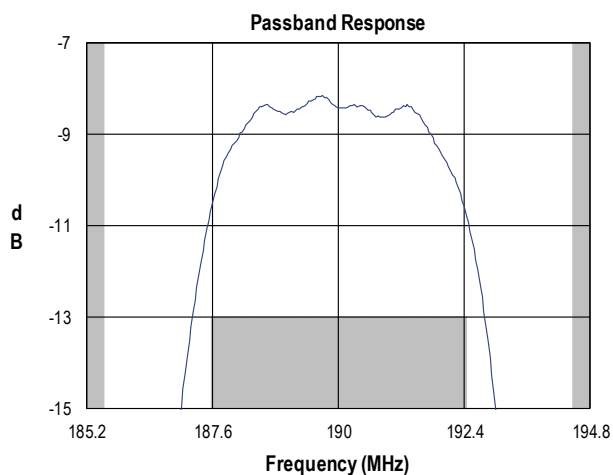
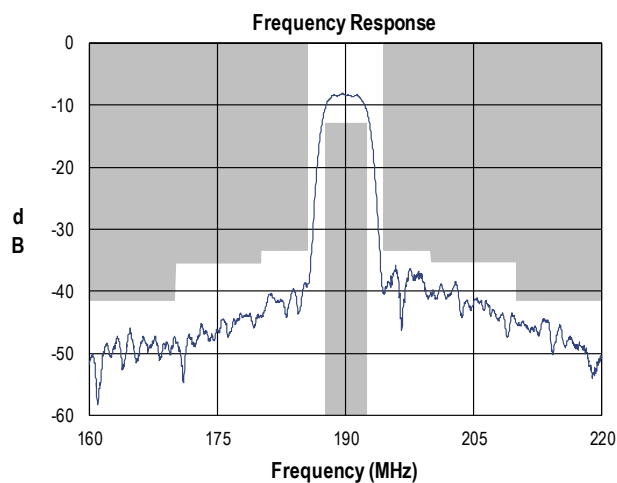
Notes:

1. All dimensions are in millimeters. Angles are in degrees.
2. This drawing specifies the mounting pattern used on the TriQuint evaluation board for this product. Some modification may be necessary to suit end user assembly materials and processes.

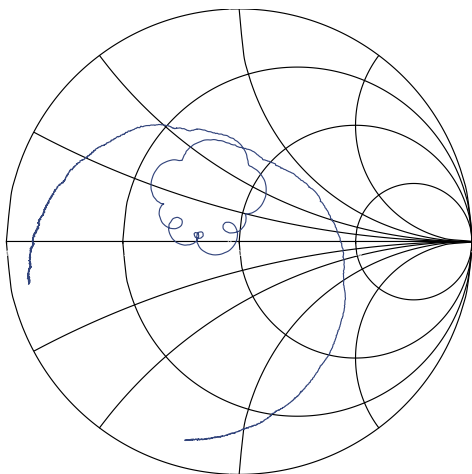
Bill of Material

Reference Des. D1	Value	Description	Manuf.	Part Number
L1	56 nH	Coil Wire-wound, 0402, $\pm 5\%$	Murata	LQW15AN56NG00
L2	47 nH	Coil Wire-wound, 0402, $\pm 5\%$	Murata	LQW15AN47NG00
C1	33 pF	Chip Ceramic, 0402, $\pm 5\%$	Murata	GRM1555C1H330GZ01
C2	33 pF	Chip Ceramic, 0402, $\pm 5\%$	Murata	GRM1555C1H330GZ01
SMA	N/A	SMA connector	Radiall USA Inc.	9602-1111-018
PCB	N/A	3-layer	Multiple	960676

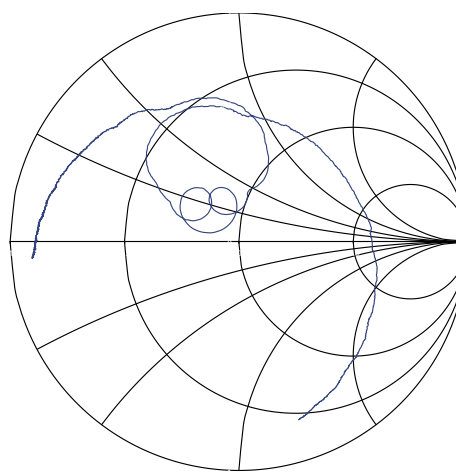
Performance Plots (Test conditions unless otherwise noted: Temp.= +25 °C)



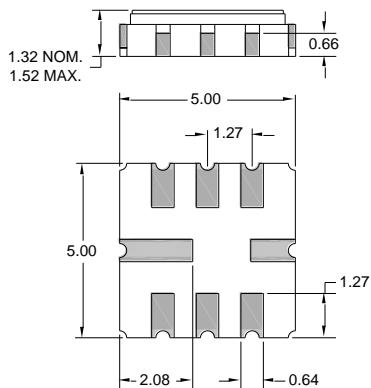

Input Smith Chart



Output Smith Chart



Mechanical Information



Package Style: SMP-20A
Dimensions: 5.00 x 5.00 x 1.32 mm

Body: Al_2O_3 ceramic
Lid: Kovar, Ni plated
Terminations: Au plating 0.5 - 1.0 μm , over a 2-6 μm Ni plating

All dimensions shown are nominal in millimeters
All tolerances are $\pm 0.15 mm$ except overall length and width $\pm 0.10 mm$

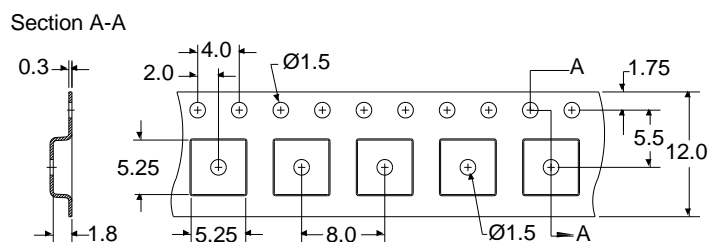
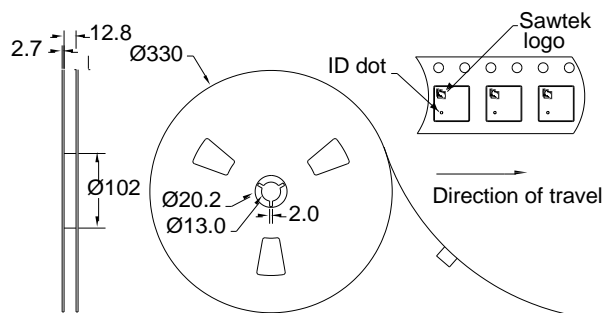
The date code consists of: day of the current year (Julian, 3 digits), Y = last digit of the year, and M = manufacturing site code

Notes:

1. All dimensions shown are typical in millimeters
2. An asterisk (*) in front of the marking code indicates prototype.

Tape and Reel information

Standard T/R size = 4000 units / reel. All dimensions are in millimeters



Product Compliance Information

ESD Sensitivity Ratings



Caution! ESD-Sensitive Device

ESD Rating: 1C

Value: Passes ≥ 1800 V min.
Test: Human Body Model (HBM)
Standard: ESDA/JEDEC JS-001-2012

ESD Rating: B

Value: Passes ≥ 200 V min.
Test: Machine Model (MM)
Standard: JEDEC Standard JESD22-A115

MSL Rating

Not applicable. Hermetic package.

Solderability

Compatible with both lead-free (260 °C maximum reflow temperature) and tin/lead (245 °C maximum reflow temperature) soldering processes.

Refer to [Soldering Profile](#) for recommended guidelines.

RoHS Compliance

This part is compliant with EU 2002/95/EC RoHS directive (Restrictions on the Use of Certain Hazardous Substances in Electrical and Electronic Equipment).

This product also has the following attributes:

- Lead Free
- Halogen Free (Chlorine, Bromine)
- Antimony Free
- TBBP-A ($C_{15}H_{12}Br_4O_2$) Free
- PFOS Free
- SVHC Free

Contact Information

For the latest specifications, additional product information, worldwide sales and distribution locations, and information about TriQuint:

Web: www.triquint.com
Email: info-sales@tqs.com

Tel: +1.407.886.8860
Fax: +1.407.886.7061

For technical questions and application information:

Email: flapplication.engineering@tqs.com

Important Notice

The information contained herein is believed to be reliable. TriQuint makes no warranties regarding the information contained herein. TriQuint assumes no responsibility or liability whatsoever for any of the information contained herein. TriQuint assumes no responsibility or liability whatsoever for the use of the information contained herein. The information contained herein is provided "AS IS, WHERE IS" and with all faults, and the entire risk associated with such information is entirely with the user. All information contained herein is subject to change without notice. Customers should obtain and verify the latest relevant information before placing orders for TriQuint products. The information contained herein or any use of such information does not grant, explicitly or implicitly, to any party any patent rights, licenses, or any other intellectual property rights, whether with regard to such information itself or anything described by such information.

TriQuint products are not warranted or authorized for use as critical components in medical, life-saving, or life-sustaining applications, or other applications where a failure would reasonably be expected to cause severe personal injury or death.