SPEC SHEET

SM2025-44L
2000 MHz to 2500 MHz
POWER AMPLIFIERS



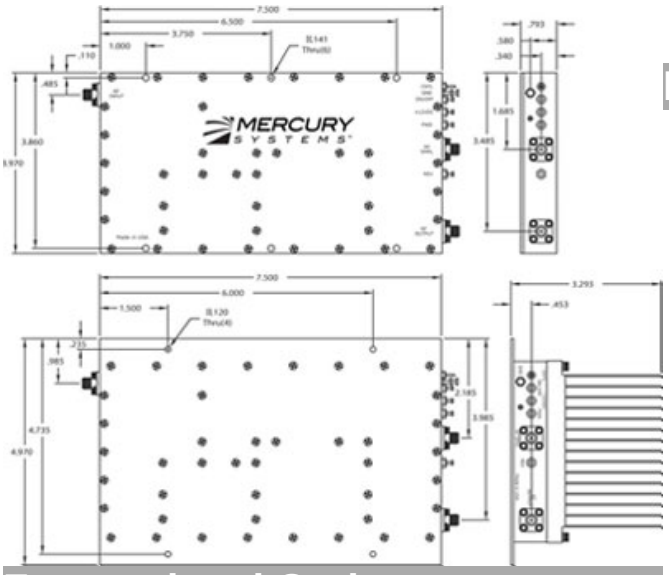

Featured and Options

Options:
TTL on/off
Heatsink
Features:
Over Voltage Protection
Thermal Monitor
Forward Power Detection

Environmental Ratings

	Min	Typ	Max	Unit
Operating Temperature	0		55	°C
Operating Humidity		95%		
Operating Altitude		10000		Ft

Connectivity

RF Input Connector	SMA F

Specifications

	Min	Typ	Max	Unit
RF Frequency	2000		2500	MHz
P1dB Power Output		44		dBm
Linear Gain		55 ±1		dB
Gain Flatness Over Band		±1		dB
Gain Change Over Temp		±1		dB
Third Order Intercept (OIP3)		63		dBm
Input Return Loss			-16	dB
Output Return Loss			-18	dB

Operating Characteristics

	Min	Typ	Max	Unit
Supply Voltage		12		VDC
Operating Current Draw		8.5		A

Pin Table

Pin	Value	Description
RF Input	- 10 dBm, typical	Input Connector (SMA Female)
RF OUTPUT	+44dBm @P1dB	Output Connector (SMA Female)
RF SAMPLE	30 dBr	Sample RF Port (SMA Female)
GND	---	Ground Turret
FWD	+ 38 dBm Output Power ? + 2.5 Volts	Forward Power Detector
REV	? VSWR @ + 38 dBm ? + 3.0 Volts	Reverse Power Detector
+12VDC	+ 12 Volts @ 8.5 Amperes (typ.)	DC Input Voltage
On/Off	0 Volts = Off, +5 Volts = On	TTL Logic On/Off
CNTL	Switching Speed up to 100 kHz	TTL Pulse Control

Notes

MERCURY SYSTEMS

MERCURY COMMERCIAL ELECTRONICS

Microwave RF Components | Hudson, NH | (603) 546-4100 | rf.mrcy.com

Specifications subject to change without notice

Request a Quote | Ask an Engineer

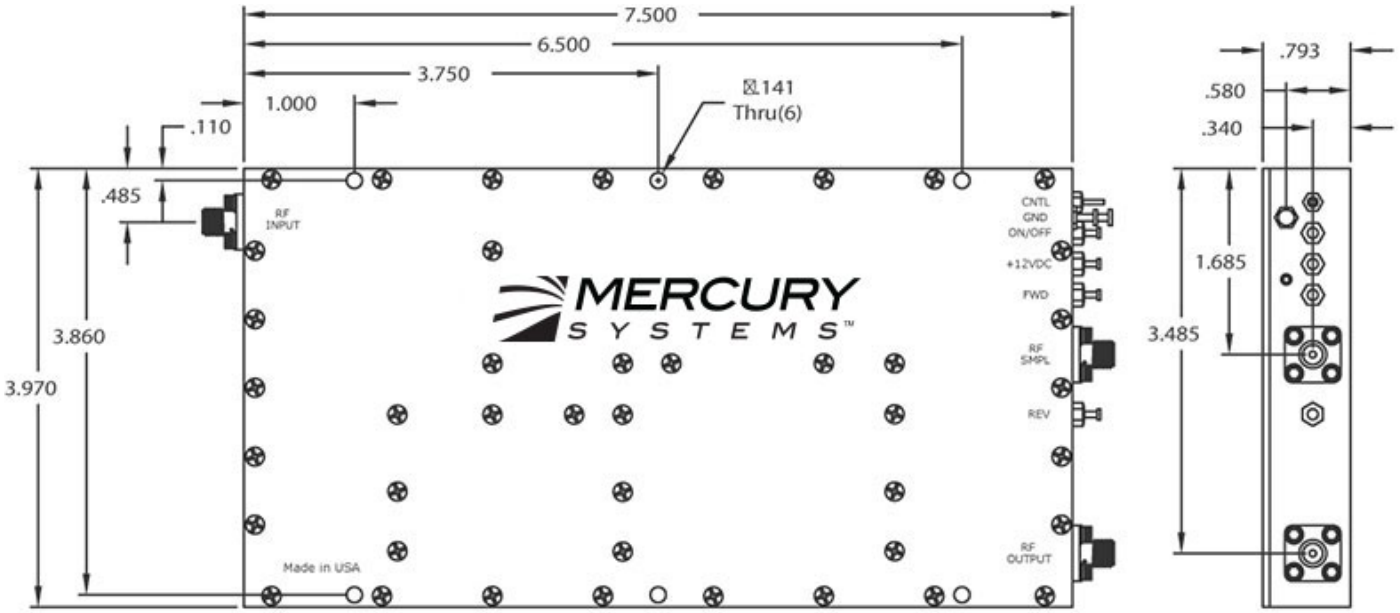
7.500
6.500
3.750
1.000
.110
⊠.141
Thru(6)
.485
3.860
3.970
RF
INPUT
CNTL
GND
ON/OFF
+12VDC
FWD
RF
SMPL
REV
RF
OUTPUT
Made in USA
MERCURY
SYSTEMS™
.793
.580
.340
1.685
3.485

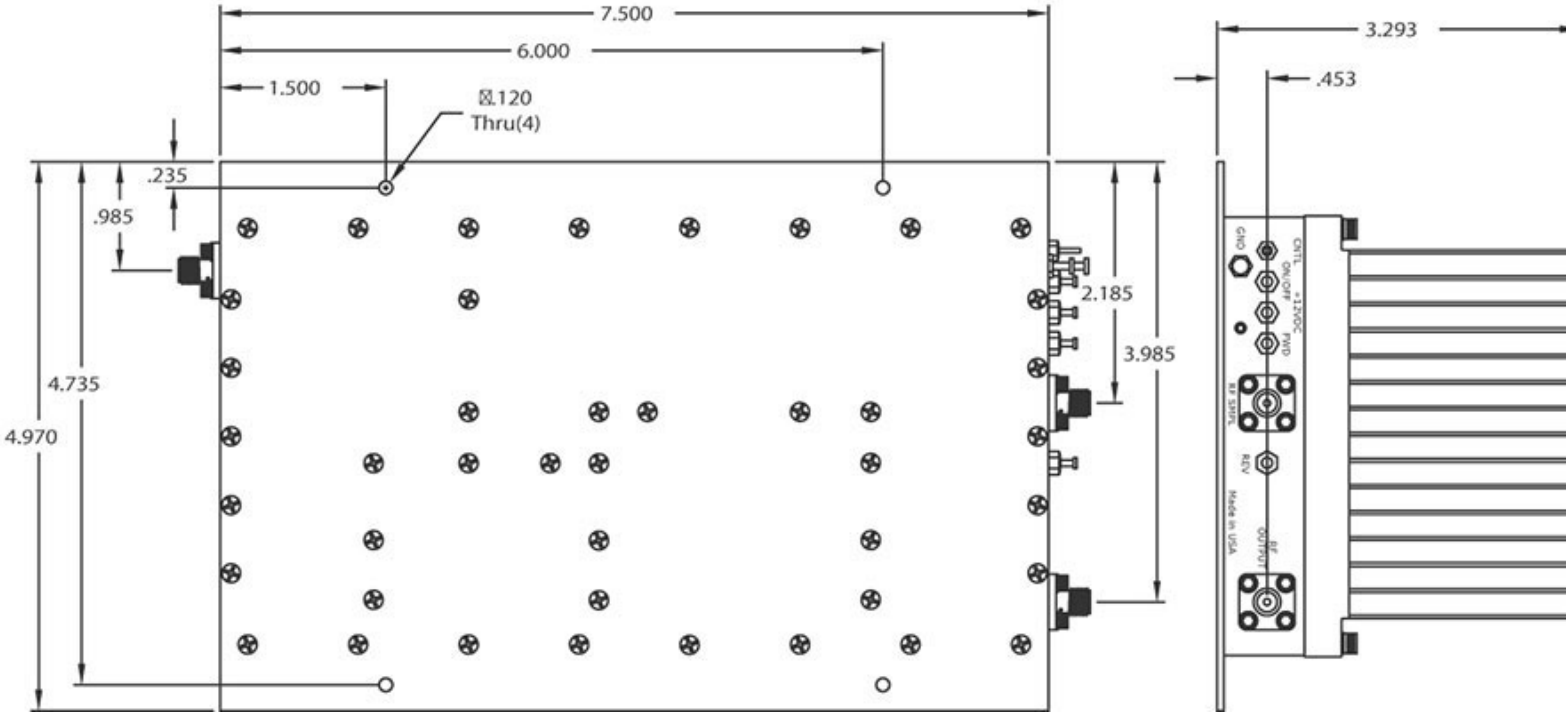
7.500
6.000
1.500
⊠.120
Thru(4)
.235
.985
4.735
4.970
2.185
3.985
3.293
.453
GND
CNTL
ON/OFF
+12VDC
FWD
RF SMPL
REV
Made in USA
RF
OUTPUT