

Xinger®

Directional Couplers 5 dB



Description

The 1X605 is a low profile 5dB directional coupler in an easy to use miniature surface mount package ISM and wireless LAN applications. The 1X605 is ideal for power and frequency detection as well as power injection and can be used in most high power designs. Parts have been subjected to rigorous qualification testing and units are 100% tested. They are manufactured using materials with x and y thermal expansion coefficients compatible with common substrates such as FR4, G-10 and polyamide.

Features:

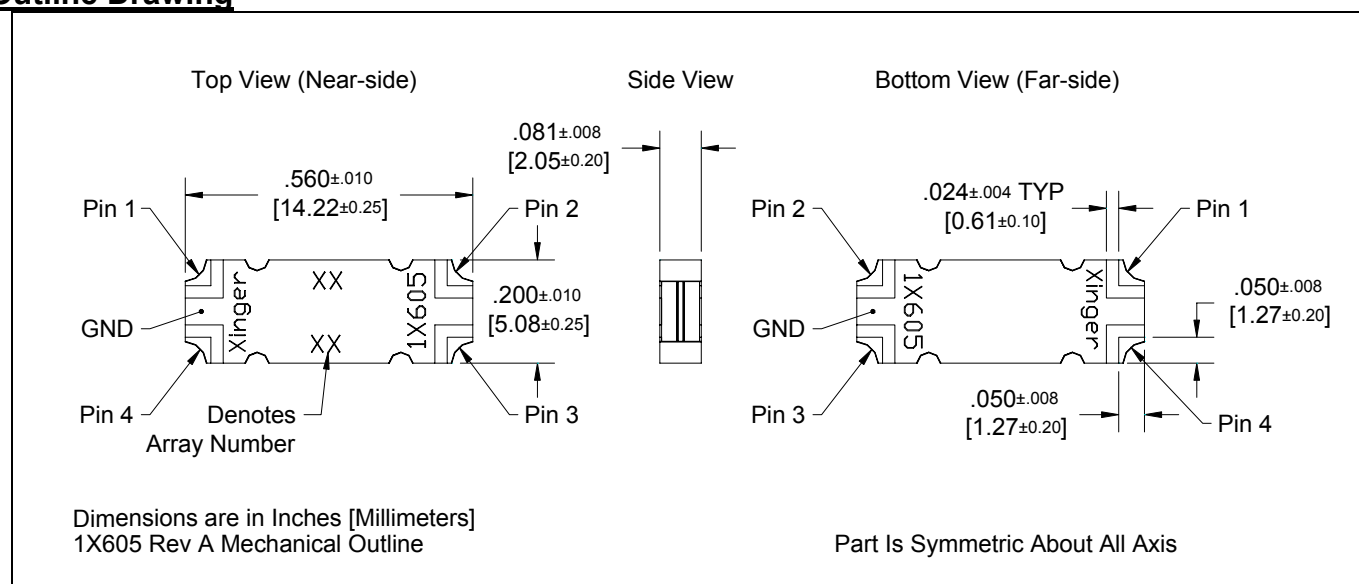
- 2.3-2.6 GHz
- Low loss
- High Directivity
- Mini Package
- Surface Mountable
- Tape And Reel
- Convenient Package
- 100% Tested

ELECTRICAL SPECIFICATIONS**

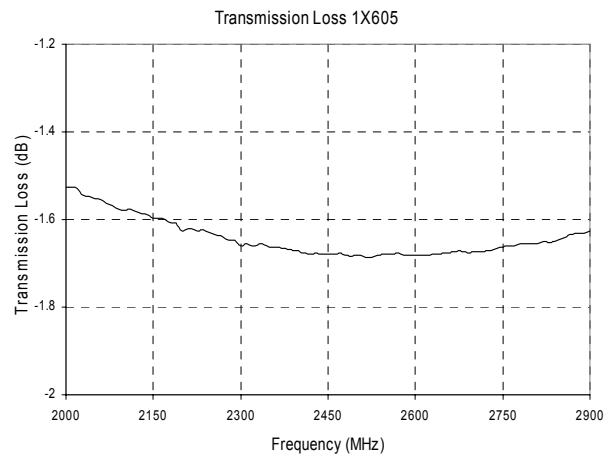
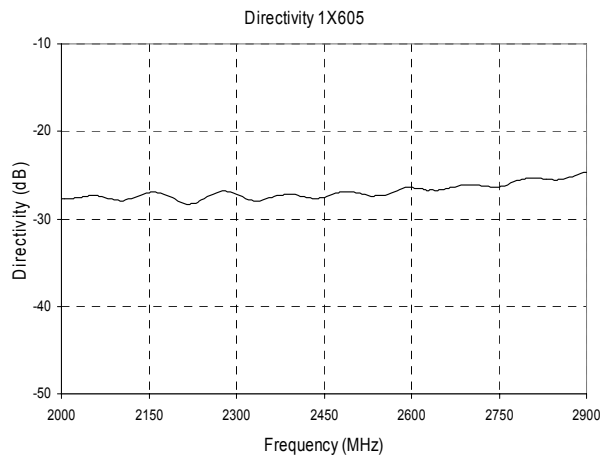
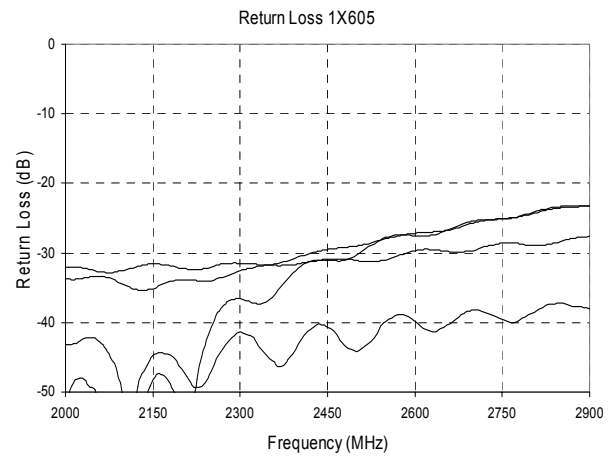
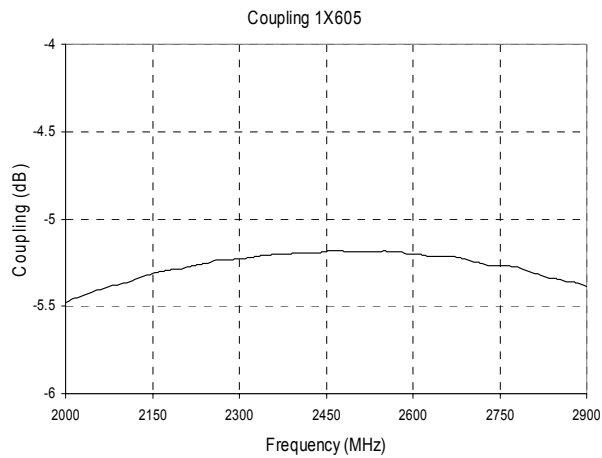
Frequency	Mean Coupling	Insertion Loss	VSWR	Freq. Sensitivity
GHz	dB	dB Max	Max:1	dB Max
2.3 – 2.6	5.0 ± 0.5	0.25	1.20	±0.30
Directivity	Power Handling	ΘJC	Operating Temp.	
dB Min	Watts	°C / Watt	°C	
18	45	16.7	-55 to +85	

**Specification based on performance of unit properly installed on microstrip printed circuit boards with 50 Ω nominal impedance. Specifications subject to change without notice.

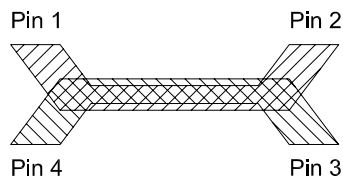
Outline Drawing



Typical Performance: 2.0 GHz. to 2.9 GHz.



Pin Configuration

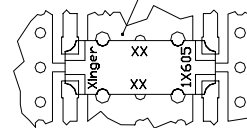


Directional Coupler Pin Configuration

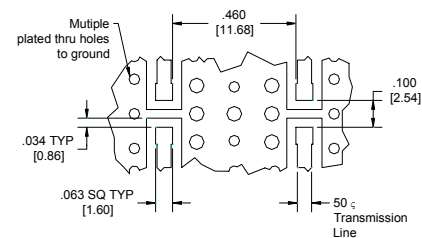
	Pin 1	Pin 2	Pin 3	Pin 4
Configuration #1	Input	Output	Isolated	Coupled
Configuration #2	Output	Input	Coupled	Isolated
Configuration #3	Isolated	Coupled	Input	Output
Configuration #4	Coupled	Isolated	Output	Input

Mounting Footprint

To ensure proper electrical and thermal performance there must be a ground plane with 100% solder connection underneath the part



Part Is Symmetric About All Axis



Dimensions are in Inches [Millimeters]
1X605 Rev A Mounting Footprint

USA/Canada: (315) 432-8909
Toll Free: (800) 544-2414
Europe: +44 2392-232392

Available on Tape and
Reel For Pick and Place
Manufacturing.



Anaren
What'll we think of next