



**DECADES AHEAD<sup>®</sup>**  
high power RF devices

**Werlatone<sup>®</sup>, Inc.**

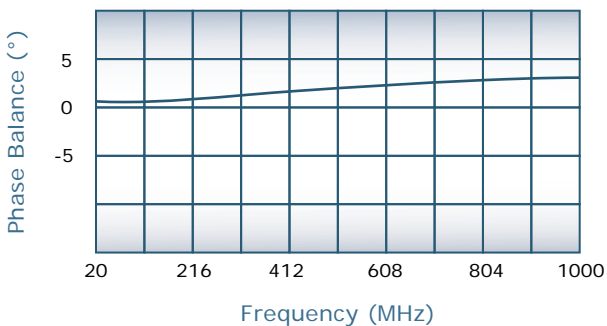
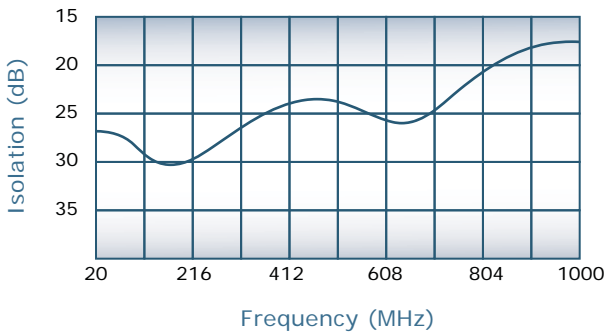
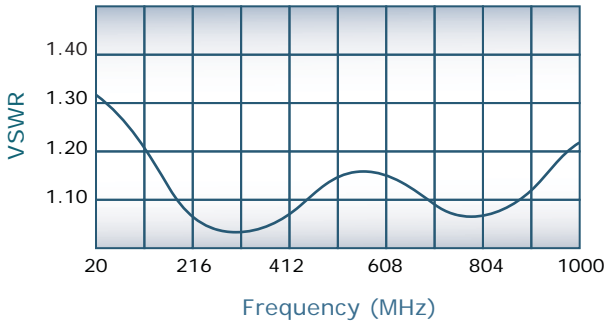
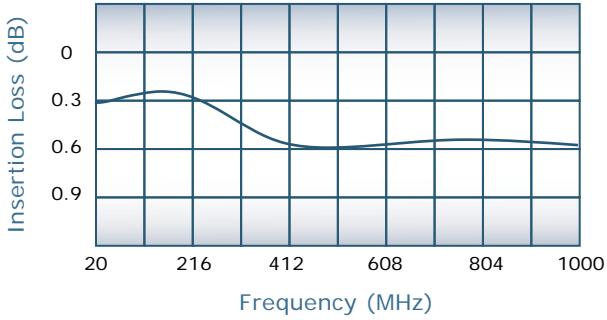
17 Jon Barrett Road Patterson, New York 12563  
T (845) 278 2220      www.werlatone.com  
F (845) 278 3440      sales@werlatone.com



**4-Way Combiner/Divider**

**Model D9317**

Frequency:	20 - 1000 MHz
Power:	200 W CW
Insertion Loss:	0.7 dB Max.
VSWR:	1.40:1 Max.
Isolation:	15 dB Min.
Phase Balance:	$\pm 5^\circ$ Max.
Amplitude Balance:	0.3 dB Max.



**Notes**

- All specifications guaranteed
- Test data provided with each unit shipped
- Alternate connector configurations upon request

[View Audiovisual Presentation](#)

**Connector Configurations**

Model	J1 (Sum Port)	J2-J5 (Input/Output)
D9317-12	N Female	SMA
D9317-102	SMA	SMA

