

Coaxial

SMA Fixed Attenuator

50Ω 1W 12dB DC to 6000 MHz

VAT-12+



Maximum Ratings

Operating Temperature -45°C to 100°C

Storage Temperature -55°C to 100°C

Permanent damage may occur if any of these limits are exceeded.

Features

- wideband coverage, DC to 6000 MHz
- 1 watt rating
- rugged unibody construction
- off-the-shelf availability
- very low cost

Applications

- impedance matching
- signal level adjustment

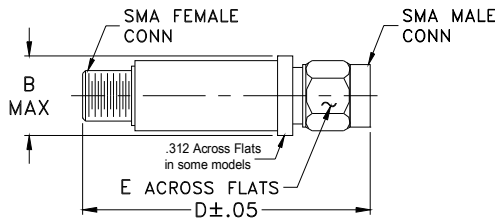
CASE STYLE: FF704

Connectors	Model	Price	Qty.
SMA	VAT-12+	\$13.95 ea.	(1-9)

+RoHS Compliant

The +Suffix identifies RoHS Compliance. See our web site for RoHS Compliance methodologies and qualifications

Outline Drawing



Outline Dimensions (inch/mm)

B	D	E	wt
.410	1.43	.312	grams
10.41	36.32	7.92	10.0

Electrical Specifications

FREQ. RANGE (MHz)	ATTENUATION * (dB) Flatness **					VSWR (:1)					MAX. INPUT POWER (W)
	DC-3 GHz		3-5 GHz	5-6 GHz	DC-6 GHz	DC-3 GHz		3-5 GHz	5-6 GHz		
	Nom.	Typ.	Typ.	Typ.	Typ.	Typ.	Max.	Typ.	Max.	Typ.	
f_L - f_U											
DC-6000	12±0.3	0.10	0.10	0.10	0.30	1.05	1.35	1.20	1.70	1.65	1.0

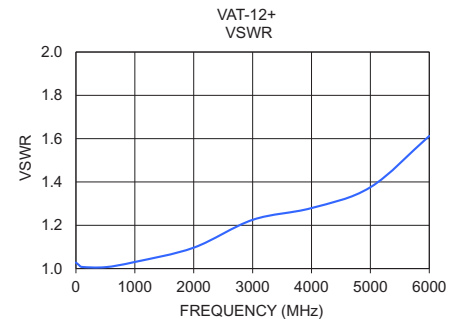
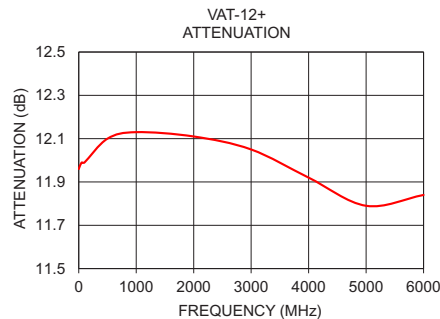
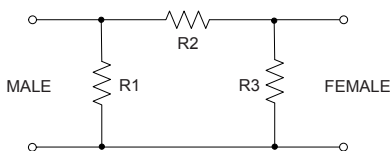
* Attenuation varies by 0.3 dB max. over temperature.

** Flatness= variation over band divided by 2.

Typical Performance Data

Frequency (MHz)	Attenuation (dB)	VSWR (:1)
0.03	11.96	1.03
50.00	11.99	1.02
100.00	11.99	1.01
500.00	12.10	1.01
1000.00	12.13	1.03
2000.00	12.11	1.10
3000.00	12.05	1.23
4000.00	11.92	1.28
5000.00	11.79	1.38
6000.00	11.84	1.61

Electrical Schematic



Notes

- A. Performance and quality attributes and conditions not expressly stated in this specification document are intended to be excluded and do not form a part of this specification document.
 B. Electrical specifications and performance data contained in this specification document are based on Mini-Circuit's applicable established test performance criteria and measurement instructions.
 C. The parts covered by this specification document are subject to Mini-Circuits standard limited warranty and terms and conditions (collectively, "Standard Terms"); Purchasers of this part are entitled to the rights and benefits contained therein. For a full statement of the Standard Terms and the exclusive rights and remedies thereunder, please visit Mini-Circuits' website at www.minicircuits.com/MCLStore/terms.jsp



www.minicircuits.com P.O. Box 350166, Brooklyn, NY 11235-0003 (718) 934-4500 sales@minicircuits.com

REV. G
M146436
VAT-12+
LC/TD/CP/AM
150624
Page 1 of 1