



75 Ohm TNC Female Bulkhead Connector Clamp/ Solder Attachment For RG59, .480 inch D Hole

TECHNICAL DATA SHEET

PE44175

75 Ohm TNC Female Bulkhead Connector Clamp/Solder Attachment For RG59, .480 inch D Hole

Configuration

Connector	TNC Female
Connector Interface Type	RG59
Cable Attachment Method (Shield/Contact)	Clamp/Solder
Body Style	Straight
Mount Method	Bulkhead

Electrical Specifications

Impedance, Ohms	75
-----------------	----

Mechanical Specifications

Size

Length, in [mm]	1.15 [29.21]
Width/Dia., in [mm]	0.688 [17.48]
Weight, lbs [g]	0.041 [18.6]

Connector

Type	TNC Female
Contact Material and Plating	Brass, Silver
Body Material and Plating	Brass, Nickel
Dielectric Type	PTFE

Compliance Certifications (visit www.Pasternack.com for current document)

RoHS Compliant	Yes
----------------	-----

Plotted and Other Data

Notes:	Values at 25 °C, sea level
--------	----------------------------

75 Ohm TNC Female Bulkhead Connector Clamp/Solder Attachment For RG59, .480 inch D Hole from Pasternack Enterprises has same day shipment for domestic and International orders. Our RF, microwave and fiber optic products maintain a 99% availability and are part of the broadest selection in the industry.

Click the following link (or enter part number in "SEARCH" on website) to obtain additional part information including price, inventory and certifications: [75 Ohm TNC Female Bulkhead Connector Clamp/Solder Attachment For RG59, .480 inch D Hole PE44175](http://www.pasternack.com/tnc-female-standard-rg59-connector-pe44175-p.aspx)

URL: <http://www.pasternack.com/tnc-female-standard-rg59-connector-pe44175-p.aspx>

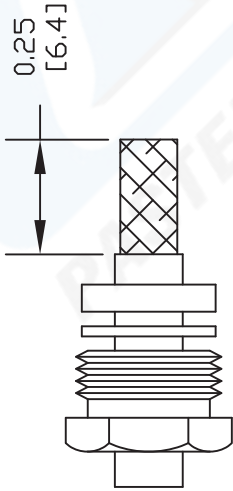
The information contained in this document is accurate to the best of our knowledge and representative of the part described herein. It may be necessary to make modifications to the part and/or the documentation of the part, in order to implement improvements. Pasternack reserves the right to make such changes as required. Unless otherwise stated, all specifications are nominal.

PE44175 CAD Drawing

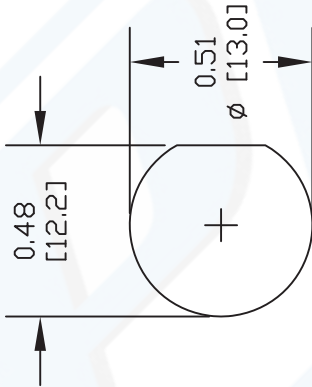
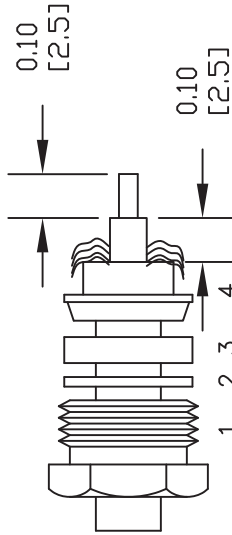
75 Ohm TNC Female Bulkhead Connector Clamp/Solder
Attachment For RG59, .480 inch D Hole

ASSEMBLY PROCEDURES

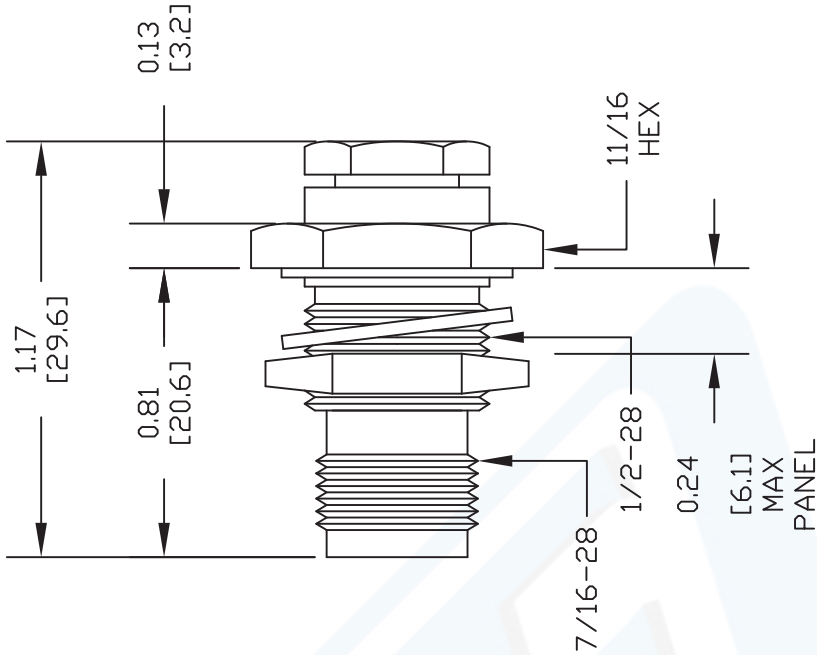
1. SLIDE CLAMP NUT (1), WASHER (2) & GASKET (3) OVER CABLE. STRIP CABLE AS SHOWN. DO NOT NICK BRAID WHILE CUTTING JACKET. TAPER END OF BRAID TO PERMIT ASSEMBLY OF BRAID CLAMP (4). SLIDE BRAID CLAMP (4) OVER BRAID & SEAT AGAINST JACKET.



2. FORM BRAID OVER CLAMP NUT (4). TRIM BRAID BACK TO SHOULDER. CUT DIELECTRIC & CENTER CONDUCTOR TO DIMENSION SHOWN. DO NOT NICK CENTER CONDUCTOR. SOLDER CONTACT TO CENTER CONDUCTOR. REMOVE EXCESS SOLDER. DO NOT OVER HEAT DIELECTRIC. INSERT CABLE ASSEMBLY INTO BODY & TIGHTEN.



MOUNTING HOLE



Pasternack Enterprises, Inc.
P.O. Box 16759 | Irvine | CA | 92623
Phone: (949) 261-1920 | Fax: (949) 261-7451
Website: www.pasternack.com | E-Mail: sales@pasternack.com

DWG TITLE

PE44175

FSCM NO. 53919

NOTES:
1. UNLESS OTHERWISE SPECIFIED ALL DIMENSIONS ARE NOMINAL.
2. ALL SPECIFICATIONS ARE SUBJECT TO CHANGE WITHOUT NOTICE AT ANY TIME.
3. DIMENSIONS ARE IN INCHES [mm].
4. FITS MIL-C-17 AND EQUIVALENT CABLES.

CAD FILE 042210-B

SCALE N/A

SIZE A

2233