

Ultra-Reliable High Pass Filter

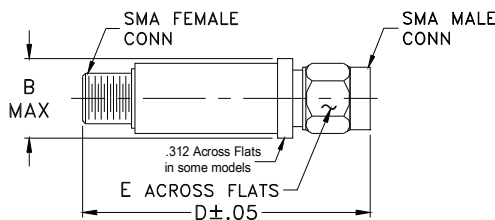
50Ω 2300 to 5500 MHz

Maximum Ratings

Operating Temperature	-55°C to 100°C
Storage Temperature	-55°C to 100°C
RF Power Input*	10W at 25°C

* Passband rating, derate linearly to 0.4x P_{max} at 100°C ambient.
Permanent damage may occur if any of these limits are exceeded.

Outline Drawing



Outline Dimensions (inch/mm)

B	D	E	wt
.410	1.43	.312	grams
10.41	36.32	7.92	10.0

Features

- rugged unibody construction, small size
- pass band insertion loss 1.0 dB typ.
- excellent power handling, 10W
- low cost

Applications

- sub-harmonic rejection of VCO
- transmitters/receivers
- lab use



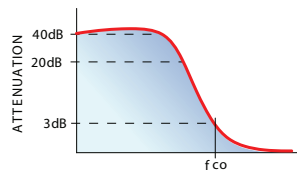
CASE STYLE: FF704

Connectors	Model	Price	Qty.
SMA	VHP-19	\$29.95 ea.	(1-9)

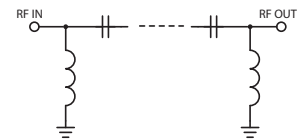
Electrical Specifications (T_{AMB}=25°C)

STOP BAND (MHz)	f _{co} , MHz Nom. (loss 3 dB)	PASSBAND (MHz)	VSWR (:1)	
			Stopband	Passband
(loss > 40 dB) (loss > 20 dB)	Typ.	(loss < 1.3 dB)	Typ.	Typ.
DC-1450 1650	1995	2300-5500	18	1.3

typical frequency response

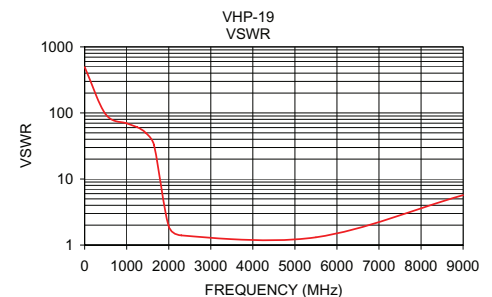


electrical schematic



Typical Performance Data

Frequency (MHz)	Insertion Loss (dB)	VSWR (:1)
1.00	93.02	492.89
500.00	48.24	95.45
1000.00	42.60	69.61
1250.00	44.03	60.92
1450.00	44.29	50.18
1650.00	23.60	32.72
1995.00	2.37	1.97
2300.00	1.00	1.40
5500.00	0.50	1.31
9000.00	3.79	5.70



Mini-Circuits®
ISO 9001 ISO 14001 AS 9100 CERTIFIED

P.O. Box 350166, Brooklyn, New York 11235-0003 (718) 934-4500 Fax (718) 332-4661 The Design Engineers Search Engine  Provides ACTUAL Data Instantly at minicircuits.com

IF/RF MICROWAVE COMPONENTS

Notes: 1. Performance and quality attributes and conditions not expressly stated in this specification sheet are intended to be excluded and do not form a part of this specification sheet. 2. Electrical specifications and performance data contained herein are based on Mini-Circuit's applicable established test performance criteria and measurement instructions. 3. The parts covered by this specification sheet are subject to Mini-Circuits standard limited warranty and terms and conditions (collectively, "Standard Terms"); Purchasers of this part are entitled to the rights and benefits contained therein. For a full statement of the Standard Terms and the exclusive rights and remedies thereunder, please visit Mini-Circuits' website at www.minicircuits.com/MCLStore/terms.jsp.

For detailed performance specs
& shopping online see web site

REV. B
M129173
VHP-19
ED10545B/6
WZ/AD/CP/AM
101029