



TNC Male Connector Clamp/Solder Attachment for  
RG58, RG55, RG141, RG142, RG223, RG400

TECHNICAL DATA SHEET

PE4067

**Configuration**

Connector	TNC Male
Connector Specification	MIL-STD-348A
Connector Interface Type	RG58, RG55, RG141, RG142, RG223, RG400
Attachment Method (Shield/Contact)	Clamp/Solder
Body Style	Straight

**Electrical Specifications**

Frequency Range	DC to 11 GHz
Impedance	50 Ohms
Maximum Operating Voltage	500 Volts

**Mechanical Specifications**

**Temperature**

Operating Range	-65 to +165 deg C
-----------------	-------------------

**Size**

Length	1.05 in [26.67 mm]
Width/Dia.	0.59 in [14.99 mm]
Weight	0.041 lbs [18.6 g]

**Connector**

Type	TNC Male
Contact Material and Plating	Brass, Gold
Body Material and Plating	Brass, Nickel
Body Plating Specification	100µ in. minimum
Dielectric Type	Teflon

**Compliance Certifications** (visit [www.Pasternack.com](http://www.Pasternack.com) for current document)

RoHS Compliant	
REACH Compliant	06/18/2012

Click the following link (or enter part number in "SEARCH" on website) to obtain additional part information including price, inventory and certifications: [TNC Male Connector Clamp/Solder Attachment for RG58, RG55, RG141, RG142, RG223, RG400 PE4067](#)

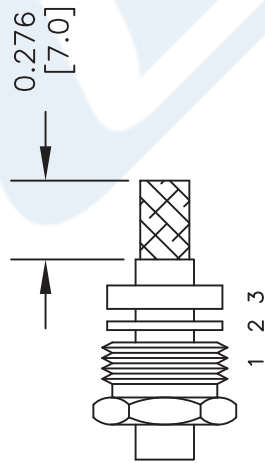
## PE4067

# PE4067 CAD Drawing

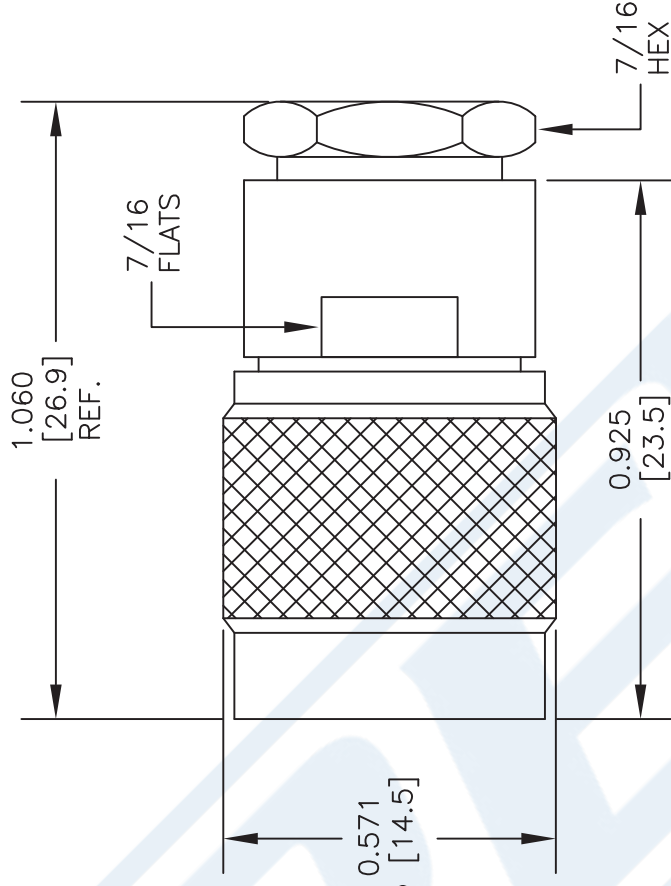
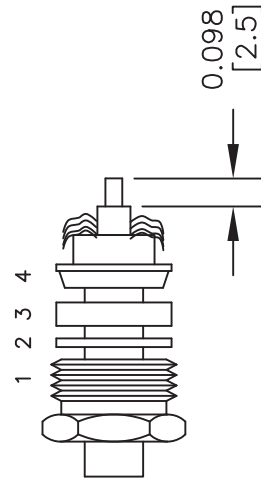
TNC Male Connector Clamp/Solder Attachment for RG58,  
RG55, RG141, RG142, RG223, RG400

## ASSEMBLY PROCEDURES

1. SLIDE CLAMP NUT (1), WASHER (2) & GASKET (3) OVER CABLE. STRIP CABLE AS SHOWN. DO NOT NICK BRAID WHILE CUTTING JACKET. TAPER END OF BRAID TO PERMIT ASSEMBLY OF BRAID CLAMP (4). SLIDE BRAID CLAMP (4) OVER BRAID & SEAT AGAINST CABLE.



2. FORM BRAID OVER CLAMP NUT (4). TRIM BRAID BACK TO SHOULDER. CUT DIELECTRIC & CENTER CONDUCTOR TO DIMENSION SHOWN. DO NOT NICK CENTER CONDUCTOR. SOLDER CONTACT TO CENTER CONDUCTOR. REMOVE EXCESS SOLDER. DO NOT OVER HEAT DIELECTRIC. INSERT CABLE ASSEMBLY INTO BODY & TIGHTEN.



DWG TITLE

**PE4067**

NOTES:  
1. UNLESS OTHERWISE SPECIFIED ALL DIMENSIONS ARE NOMINAL.  
2. ALL SPECIFICATIONS ARE SUBJECT TO CHANGE WITHOUT NOTICE AT ANY TIME.  
3. DIMENSIONS ARE IN INCHES [mm].  
4. FITS MIL-C-17 AND EQUIVALENT CABLES.

**Pasternack Enterprises, Inc.**  
P.O. Box 16759 | Irvine | CA | 92623  
Phone: (949) 261-1920 | Fax: (949) 261-7451  
Website: [www.pasternack.com](http://www.pasternack.com) | E-Mail: [sales@pasternack.com](mailto:sales@pasternack.com)

FSCM NO. 53919

CAD FILE 033114

SCALE N/A

SIZE A

2233