



WR-19 With UG383/U-Mod Flange to 1.85mm Male Waveguide to Coax Adapter Operating From 40 GHz to 60 GHz U Band

Waveguide to Coax Adapters Technical Data Sheet

PE-W19CA002

Features

- U Band, 40 to 60 GHz Frequency Range
- WR-19 Waveguide Interface with Precision Tolerance UG-383/U-M Flange
- 1.85 mm Male RF Interface
- Comprehensive waveguide offerings also include E-Bends, H-Bends, Sections, Filters, Terminations, Couplers, and more.

Description

PE-W19CA002 is a waveguide to coaxial adapter operating in the U Band with a 40 GHz to 60 GHz frequency range. This adapter offers a WR-19 waveguide interface size coupled with a precision tolerance UG-383/U Mod flange. PE-W19CA002 is constructed of aluminum and plated in gold to ensure durability and repeatable RF performance. The connector offered by this adapter uses a 1.85 mm geometry endorsed by the International Electrotechnical Commission (IEC). The 1.85 mm mates with commercially available 2.4 mm connectors.

Configuration

Waveguide Size	WR-19
Flange	UG383/U-Mod
RF Connector	1.85mm Male
Impedance	50 Ohms
Body Geometry	Right Angle

Electrical Specifications

Description	Minimum	Typical	Maximum	Units
Frequency Range	40		60	GHz
VSWR			1.35:1	
Insertion Loss			0.4	dB

Mechanical Specifications

Size	
Length	1 in [25.4 mm]
Width	1.13 in [28.7 mm]
Height	1.275 in [32.39 mm]
RF Connector	
Connector Type	1.85mm Male
Body Material and Plating	Stainless Steel
Waveguide Interface	
Waveguide Type	WR-19
Flange Type	UG383/U-Mod

Click the following link (or enter part number in "SEARCH" on website) to obtain additional part information including price, inventory and certifications: [WR-19 With UG383/U-Mod Flange to 1.85mm Male Waveguide to Coax Adapter Operating From 40 GHz to 60 GHz U Band PE-W19CA002](#)



WR-19 With UG383/U-Mod Flange to 1.85mm Male Waveguide
to Coax Adapter Operating From 40 GHz to 60 GHz U Band

Waveguide to Coax Adapters Technical Data Sheet

PE-W19CA002

Body Material and Plating
Plating Specification

Aluminum, Gold
ASTMB488

Compliance Certifications (visit www.Pasternack.com for current document)

RoHS Compliant

REACH Compliant

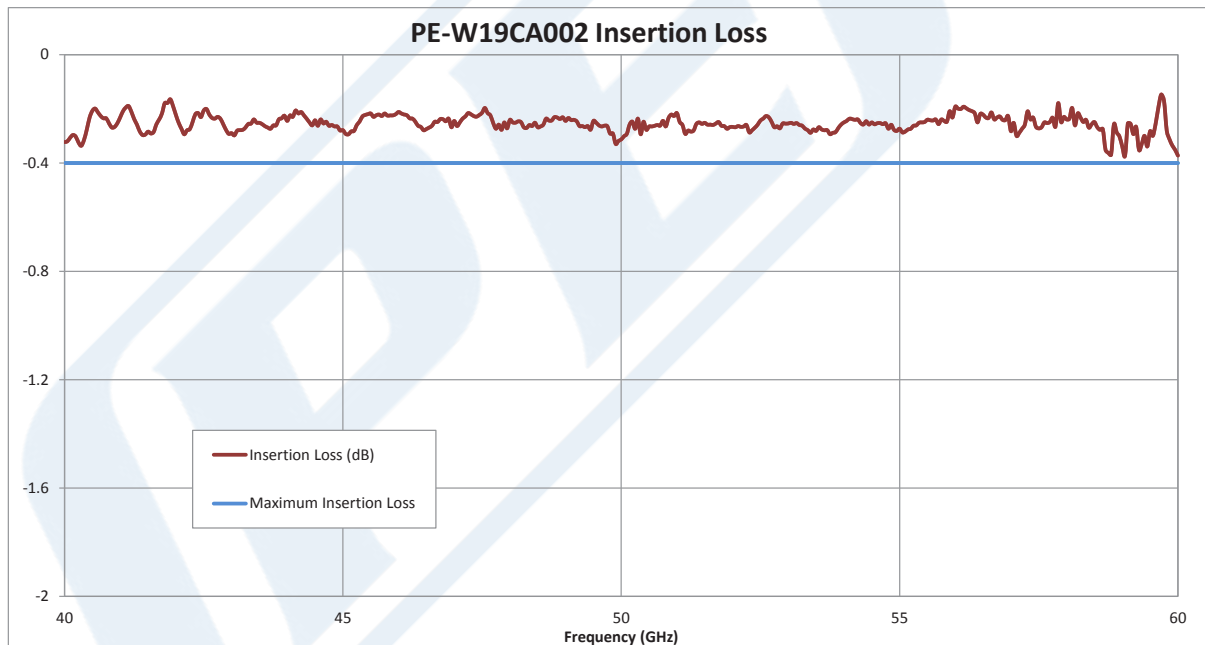
06/14/2014

Plotted and Other Data

Notes:

- Values at +25 °C, sea level unless stated otherwise

Typical Performance Data



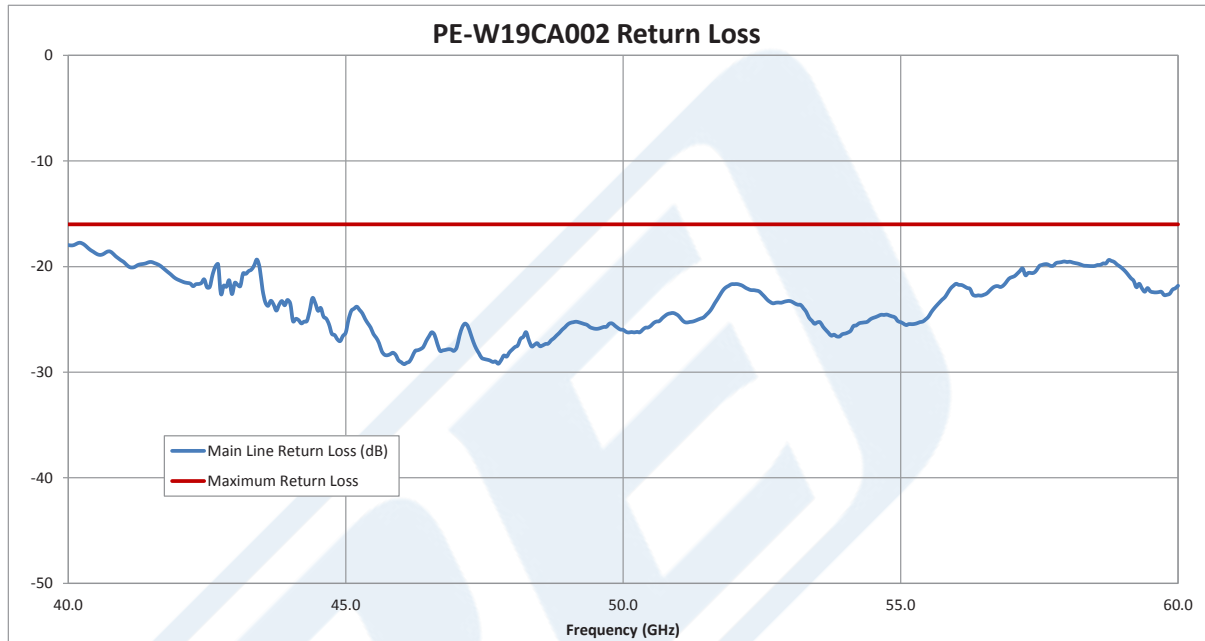
Click the following link (or enter part number in "SEARCH" on website) to obtain additional part information including price, inventory and certifications: [WR-19 With UG383/U-Mod Flange to 1.85mm Male Waveguide to Coax Adapter Operating From 40 GHz to 60 GHz U Band PE-W19CA002](#)



WR-19 With UG383/U-Mod Flange to 1.85mm Male Waveguide
to Coax Adapter Operating From 40 GHz to 60 GHz U Band

Waveguide to Coax Adapters Technical Data Sheet

PE-W19CA002



WR-19 With UG383/U-Mod Flange to 1.85mm Male Waveguide to Coax Adapter Operating From 40 GHz to 60 GHz U Band from Pasternack Enterprises has same day shipment for domestic and International orders. Our RF, microwave and millimeter wave products maintain a 99% availability and are part of the broadest selection in the industry.

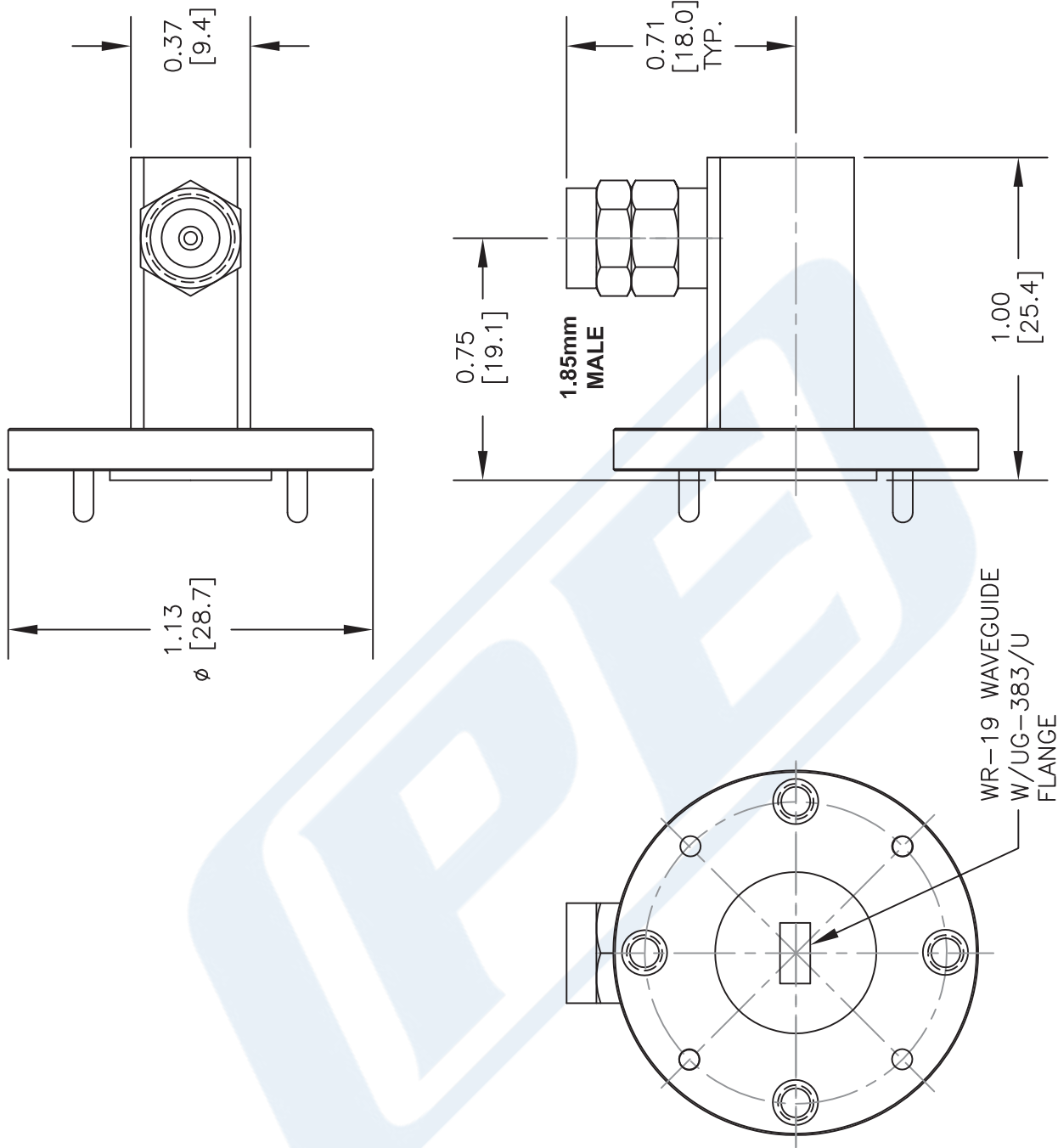
Click the following link (or enter part number in "SEARCH" on website) to obtain additional part information including price, inventory and certifications: [WR-19 With UG383/U-Mod Flange to 1.85mm Male Waveguide to Coax Adapter Operating From 40 GHz to 60 GHz U Band PE-W19CA002](http://www.pasternack.com/wr-19-ug383-mod-1.85mm-waveguide-coax-adapter-60-ghz-pe-w19ca002-p.aspx)

URL: <http://www.pasternack.com/wr-19-ug383-mod-1.85mm-waveguide-coax-adapter-60-ghz-pe-w19ca002-p.aspx>

The information contained in this document is accurate to the best of our knowledge and representative of the part described herein. It may be necessary to make modifications to the part and/or the documentation of the part, in order to implement improvements. Pasternack reserves the right to make such changes as required. Unless otherwise stated, all specifications are nominal. Pasternack does not make any representation or warranty regarding the suitability of the part described herein for any particular purpose, and Pasternack does not assume any liability arising out of the use of any part or documentation.

PE-W19CA002 CAD Drawing

WR-19 With UG383/U-Mod Flange to 1.85mm Male Waveguide to
Coax Adapter Operating From 40 GHz to 60 GHz U Band



* THESE DIMENSIONS AND TOLERANCES
SUPERSEDE NOTE #1 ON TITLE BLOCK.

NOTES:
1. UNLESS OTHERWISE SPECIFIED ALL DIMENSIONS ARE NOMINAL.
2. ALL SPECIFICATIONS ARE SUBJECT TO CHANGE WITHOUT NOTICE AT ANY TIME.
3. DIMENSIONS ARE IN INCHES [mm].

DWG TITLE
PE-W19CA002

PE PASTERNAK®
THE ENGINEER'S RF SOURCE
Pasternack Enterprises, Inc.
P.O. Box 16759 | Irvine | CA | 92623
Phone: (949) 261-1920 | Fax: (949) 261-7451
Website: www.pasternack.com | E-Mail: sales@pasternack.com

FSCM NO. 53919

CAD FILE 031215

SCALE N/A

SIZE A

2233