

# Surface Mount RF Transformer

50Ω 0.05 to 200 MHz

TT4-1+  
TT4-1



CASE STYLE: W38  
PRICE: \$5.95 ea. QTY (1-9)

## +RoHS Compliant

The +Suffix identifies RoHS Compliance. See our web site for RoHS Compliance methodologies and qualifications

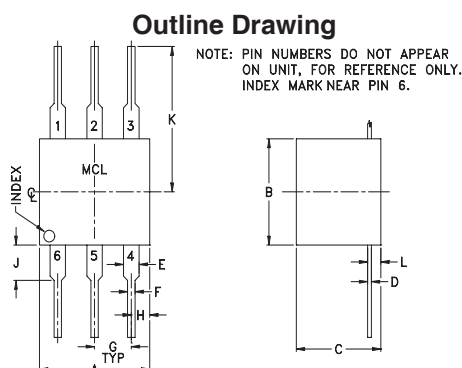
## Maximum Ratings

Operating Temperature	-20°C to 85°C
Storage Temperature	-55°C to 100°C
RF Power	250mW
DC Current	30mA

Permanent damage may occur if any of these limits are exceeded.

## Pin Connections

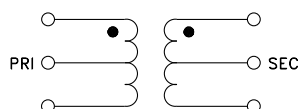
PRIMARY DOT	4
PRIMARY	6
PRIMARY CT	5
SECONDARY DOT	3
SECONDARY	1
SECONDARY CT	2



## Outline Dimensions (inch)

A	B	C	D	E	F
.30	.27	.23	.010	.042	.020
7.62	6.86	5.84	0.25	1.07	0.51
G	H	J	K	L	wt
.100	.05	.09	.31	.036	grams
2.54	1.27	2.29	7.87	0.91	0.50

## Config. B



## Features

- wideband, 0.05 to 200 MHz
- good return loss
- also available with surface mount gull wing (KK81) plug-in (X65) leads

## Applications

- HF/VHF
- impedance matching
- balanced antennas

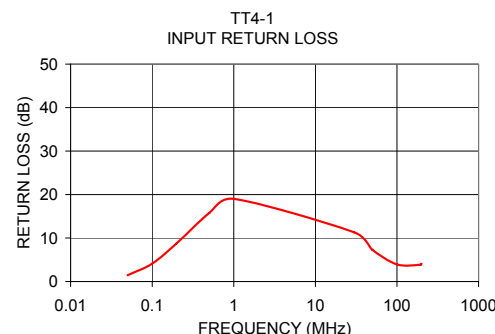
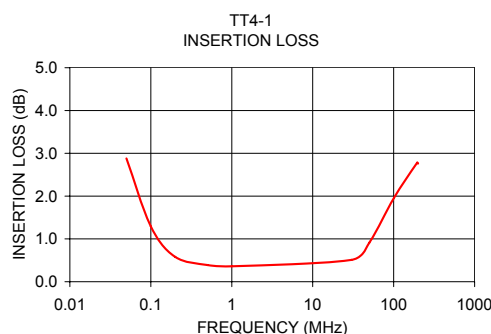
## Transformer Electrical Specifications

Ω RATIO (Secondary/Primary)	FREQUENCY (MHz)	INSERTION LOSS*		
		3 dB MHz	2 dB MHz	1 dB MHz
3	0.05-200	0.05-200	0.2-50	1-30

\* Insertion Loss is referenced to mid-band loss, 0.4 dB typ.

## Typical Performance Data

FREQUENCY (MHz)	INSERTION LOSS (dB)	INPUT R. LOSS (dB)
0.05	2.88	1.46
0.10	1.29	4.13
0.20	0.58	8.81
0.50	0.39	15.77
1.00	0.36	19.03
30.00	0.51	11.31
50.00	0.91	7.28
100.86	1.96	3.92
195.15	2.78	3.87
200.00	2.76	4.08



## Notes

- A. Performance and quality attributes and conditions not expressly stated in this specification document are intended to be excluded and do not form a part of this specification document.  
B. Electrical specifications and performance data contained in this specification document are based on Mini-Circuit's applicable established test performance criteria and measurement instructions.  
C. The parts covered by this specification document are subject to Mini-Circuits standard limited warranty and terms and conditions (collectively, "Standard Terms"); Purchasers of this part are entitled to the rights and benefits contained therein. For a full statement of the Standard Terms and the exclusive rights and remedies thereunder, please visit Mini-Circuits' website at [www.minicircuits.com/MCLStore/terms.jsp](http://www.minicircuits.com/MCLStore/terms.jsp)



[www.minicircuits.com](http://www.minicircuits.com) P.O. Box 35166, Brooklyn, NY 11235-0003 (718) 934-4500 sales@minicircuits.com

REV. A  
M98898  
TT4-1  
IG/TD/CP  
131018  
Page 1 of 1