

TECHNICAL DATA SHEET

PE4152

TNC Female
MIL-STD-348A
RG58, RG55, RG141, RG142, RG223, RG400
Clamp/Solder
Straight
Bulkhead

DC to 11
50
500

-65 to +165

1.15 [29.21]
0.688 [17.48]
0.041 [18.6]

TNC Female
Brass, Gold
30μ in. minimum
11/16
Brass, Nickel
100μ in. minimum
Teflon

06/18/2012



UL
REGISTERED FIRM
PASTERNAK ENTERPRISES, INC.
CERTIFICATE NO. 1005457 Q400
ISO 9001:2008

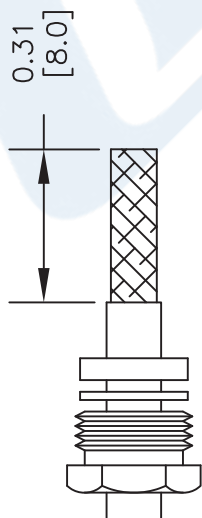
PE4152

PE4152 CAD Drawing

TNC Female Bulkhead Mount Connector Clamp/Solder Attachment For
RG58, RG55, RG141, RG142, RG223, RG400, .480 inch D Hole

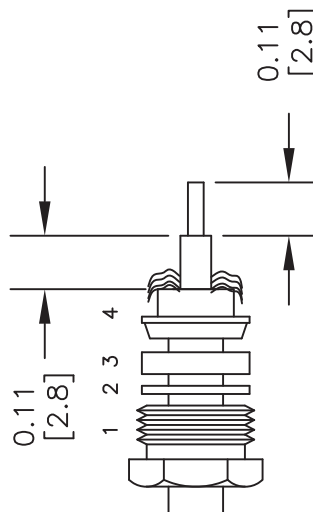
ASSEMBLY PROCEDURES

1. SLIDE CLAMP NUT (1), WASHER (2) & GASKET (3) OVER CABLE. STRIP CABLE AS SHOWN. DO NOT NICK BRAID WHILE CUTTING JACKET. TAPER END OF BRAID TO PERMIT ASSEMBLY OF BRAID CLAMP (4). SLIDE BRAID CLAMP (4) OVER BRAID & SEAT AGAINST CABLE.

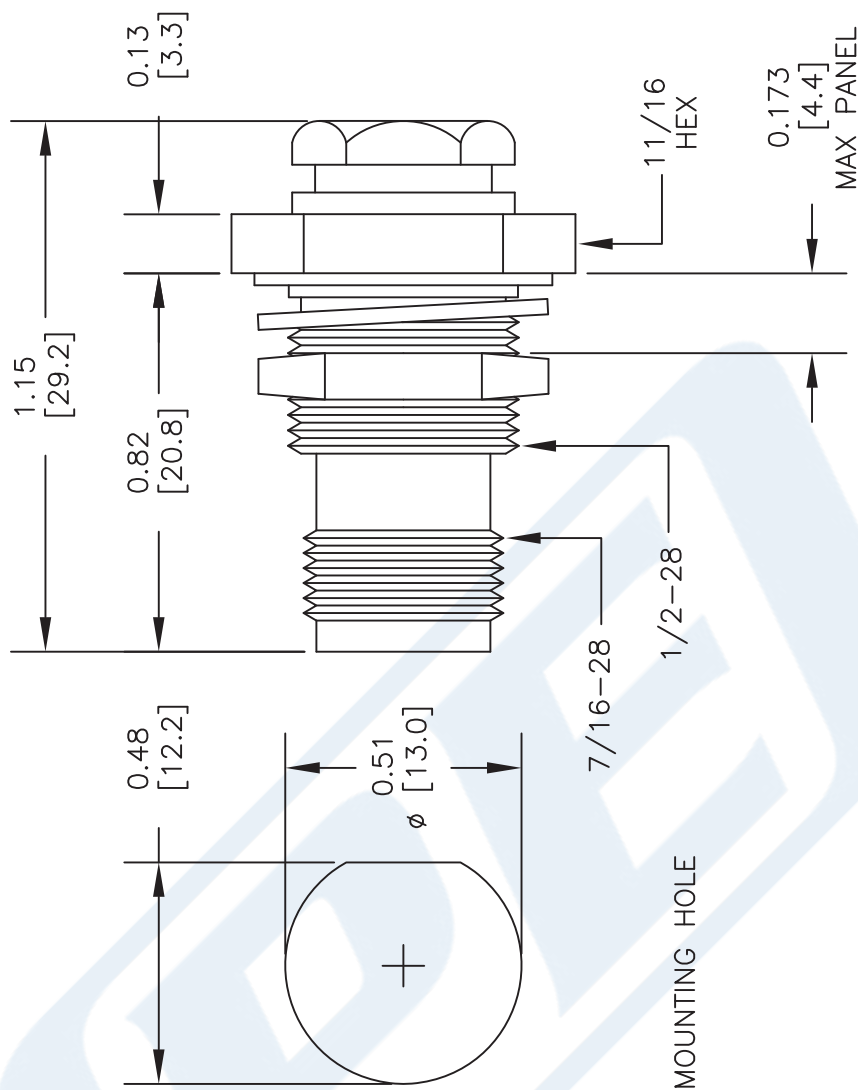


1 2 3

2. FORM BRAID OVER CLAMP NUT (4). TRIM BRAID BACK TO SHOULDER. CUT DIELECTRIC & CENTER CONDUCTOR TO DIMENSION SHOWN. DO NOT NICK CENTER CONDUCTOR. SOLDER CONTACT TO CENTER CONDUCTOR. REMOVE EXCESS SOLDER. DO NOT OVER HEAT DIELECTRIC. INSERT CABLE ASSEMBLY INTO BODY & TIGHTEN.



1 2 3 4



MOUNTING HOLE

DWG TITLE

PE4152

NOTES:
1. UNLESS OTHERWISE SPECIFIED ALL DIMENSIONS ARE NOMINAL.
2. ALL SPECIFICATIONS ARE SUBJECT TO CHANGE WITHOUT NOTICE AT ANY TIME.
3. DIMENSIONS ARE IN INCHES [mm].
4. FITS MIL-C-17 AND EQUIVALENT CABLES.

Pasternack Enterprises, Inc.
P.O. Box 16759 | Irvine | CA | 92623
Phone: (949) 261-1920 | Fax: (949) 261-7451
Website: www.pasternack.com | E-Mail: sales@pasternack.com

FSCM NO. 53919

CAD FILE 022814

SCALE N/A

SIZE A

2233