



Low PIM Multi Band Dome Antenna Operates From 698 MHz to 5.9 GHz With a Typical 6 dBi Gain N Female Input Connector

## TECHNICAL DATA SHEET

PE51168

### Configuration

Design	Low PIM Dome
Frequency Range	0.698 to 5.9 GHz
Gain	2 to 8 dBi
Polarization	Vertical
Cable Length	19.7 in [500 mm]
Interface 1	N Female

### Electrical Specifications

Description	Minimum	Typical	Maximum	Units
Impedance		50		Ohms
Typical Gain		6		dBi
Horizontal Half Power Beam Width		360		Degrees
Vertical Half Power Beam Width		50		Degrees
Input Power			50	Watts
Input VSWR			1.8:1	
Passive Intermodulation		-155		dBc

Electrical Specification Notes:  
-155 PIM @ 2x20 Watts (dBc)

### Specifications by Band

Description	Band 1	Band 2	Band 3	Band 4	Band 5	Units
Range	0.698 to 0.96	1.71 to 2.17	2.3 to 2.7	4.9 to 5.9		GHz
Gain	2	6	6	8		dBi
Horizontal HPBW	360	360	360	360		Degrees
Vertical HPBW	85	50	50	50		Degrees

### Mechanical Specifications

Radome Material	UV Protected ABS
<b>Size</b>	
Length	7.92 in [201.17 mm]
Width	7.92 in [201.17 mm]
Height	4.59 in [116.59 mm]
Weight	1.1 lbs [498.95 g]

Click the following link (or enter part number in "SEARCH" on website) to obtain additional part information including price, inventory and certifications: [Low PIM Multi Band Dome Antenna Operates From 698 MHz to 5.9 GHz With a Typical 6 dBi Gain N Female Input Connector PE51168](#)



Low PIM Multi Band Dome Antenna Operates From 698 MHz to 5.9 GHz With a Typical 6 dBi Gain N Female Input Connector

## TECHNICAL DATA SHEET

PE51168

### Environmental Specifications

#### Temperature

Operating Range

-40 to +70 deg C

### Compliance Certifications (visit [www.Pasternack.com](http://www.Pasternack.com) for current document)

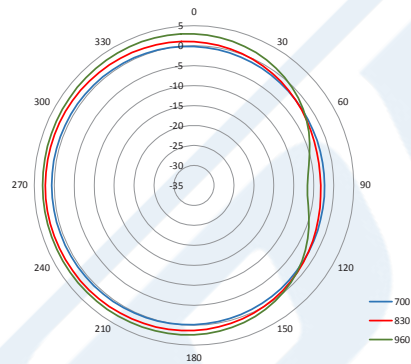
RoHS Compliant

### Plotted and Other Data

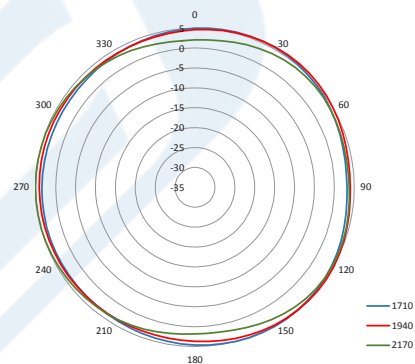
Notes:

#### Typical Radiation Pattern

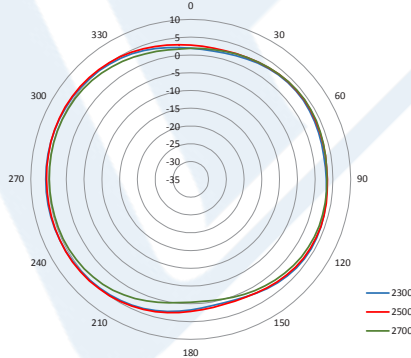
Horizontal 698-960 MHz



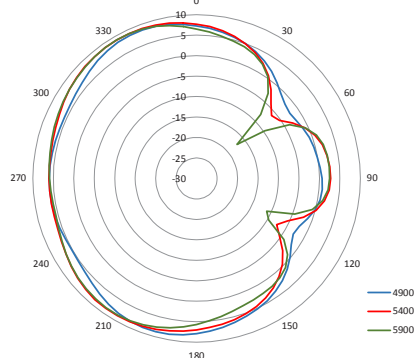
Horizontal 1710-2170 MHz



Horizontal 2300-2700 MHz



Horizontal 4900-5900 MHz



Click the following link (or enter part number in "SEARCH" on website) to obtain additional part information including price, inventory and certifications: [Low PIM Multi Band Dome Antenna Operates From 698 MHz to 5.9 GHz With a Typical 6 dBi Gain N Female Input Connector PE51168](#)

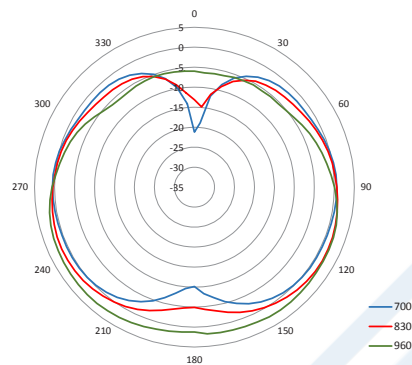


Low PIM Multi Band Dome Antenna Operates From 698 MHz to 5.9 GHz With a Typical 6 dBi Gain N Female Input Connector

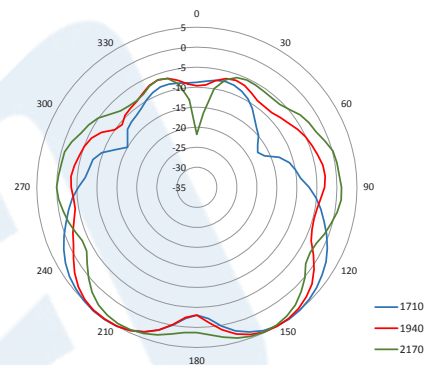
TECHNICAL DATA SHEET

PE51168

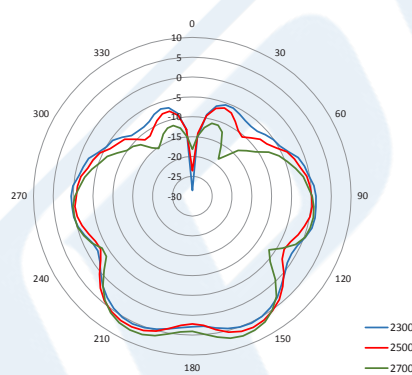
Vertical 698-960 MHz



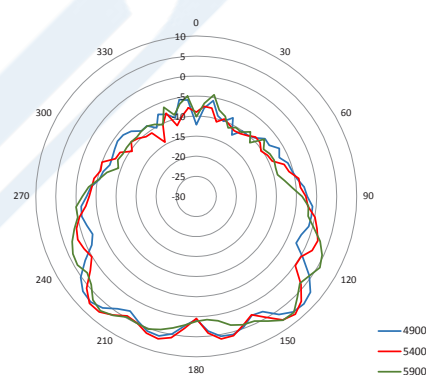
Vertical 1710-2170 MHz



Vertical 2300-2700 MHz



Vertical 4900-5900 MHz



Click the following link (or enter part number in "SEARCH" on website) to obtain additional part information including price, inventory and certifications: [Low PIM Multi Band Dome Antenna Operates From 698 MHz to 5.9 GHz With a Typical 6 dBi Gain N Female Input Connector PE51168](#)



## Low PIM Multi Band Dome Antenna Operates From 698 MHz to 5.9 GHz With a Typical 6 dBi Gain N Female Input Connector

### TECHNICAL DATA SHEET

PE51168

Low PIM Multi Band Dome Antenna Operates From 698 MHz to 5.9 GHz With a Typical 6 dBi Gain N Female Input Connector from Pasternack Enterprises has same day shipment for domestic and International orders. Our RF, microwave and millimeter wave products maintain a 99% availability and are part of the broadest selection in the industry.

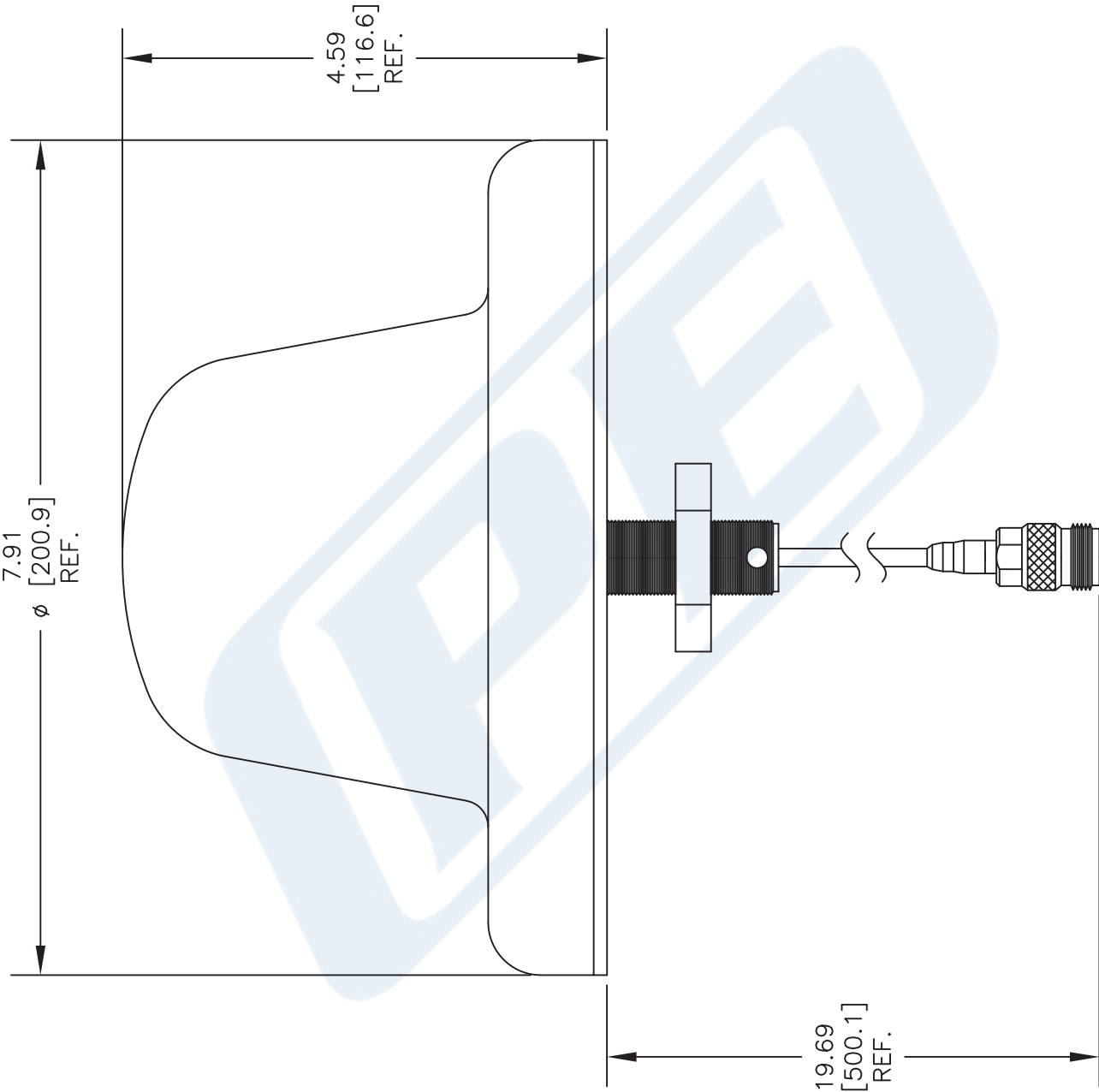
Click the following link (or enter part number in "SEARCH" on website) to obtain additional part information including price, inventory and certifications: [Low PIM Multi Band Dome Antenna Operates From 698 MHz to 5.9 GHz With a Typical 6 dBi Gain N Female Input Connector PE51168](http://www.pasternack.com/multi-antenna-698-mhz-5.9-ghz-6-dbi-gain-n-pe51168-p.aspx)

URL: <http://www.pasternack.com/multi-antenna-698-mhz-5.9-ghz-6-dbi-gain-n-pe51168-p.aspx>

The information contained in this document is accurate to the best of our knowledge and representative of the part described herein. It may be necessary to make modifications to the part and/or the documentation of the part, in order to implement improvements. Pasternack reserves the right to make such changes as required. Unless otherwise stated, all specifications are nominal. Pasternack does not make any representation or warranty regarding the suitability of the part described herein for any particular purpose, and Pasternack does not assume any liability arising out of the use of any part or documentation.

PE51168 CAD Drawing

Low PIM Multi Band Dome Antenna Operates From 698 MHz to 5.9 GHz With a Typical 6 dBi Gain N Female Input Connector



NOTES:  
1. UNLESS OTHERWISE SPECIFIED ALL DIMENSIONS ARE NOMINAL.  
2. ALL SPECIFICATIONS ARE SUBJECT TO CHANGE WITHOUT NOTICE AT ANY TIME.  
3. DIMENSIONS ARE IN INCHES [mm].

DWG TITLE  
**PE51168**

FSCM NO. 53919

2233

SIZE A

SCALE N/A

CAD FILE 051415

**PE PASTERNAK®**  
THE ENGINEER'S RF SOURCE

Pasternack Enterprises, Inc.  
P.O. Box 16759 | Irvine | CA | 92623  
Phone: (949) 261-1920 | Fax: (949) 261-7451  
Website: [www.pasternack.com](http://www.pasternack.com) | E-Mail: [sales@pasternack.com](mailto:sales@pasternack.com)