


50Ω

200 to 1400 MHz

TC4-14G2+

CASE STYLE: AT224-3

PRICE: \$2.49 ea. QTY (20)

\$1.49 ea. QTY (100)

+RoHS Compliant

The +Suffix identifies RoHS Compliance. See our web site for RoHS Compliance methodologies and qualifications

Available Tape and Reel
at no extra cost

Reel Size	Devices/Reel
7"	20, 50, 100, 200, 500
13"	1000, 2000

Maximum Ratings

Operating Temperature	-20°C to 85°C
Storage Temperature	-55°C to 100°C
RF Power	0.25W
DC Current	30mA

Permanent damage may occur if any of these limits are exceeded.

Pin Connections

PRIMARY DOT	6
PRIMARY	4
SECONDARY DOT	3
SECONDARY	1
SECONDARY CT	2

Features

- suitable for tin/lead and RoHS solder systems
- good return loss
- wideband, 200 to 1400 MHz
- aqueous washable

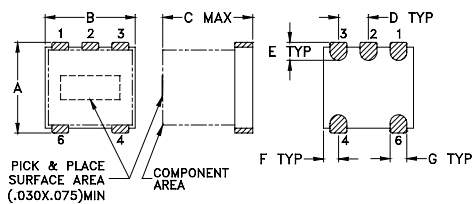
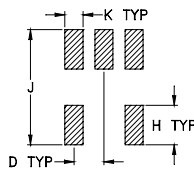
Applications

- push-pull amplifiers
- impedance matching

Transformer Electrical Specifications

Ω RATIO (Secondary/Primary)	FREQUENCY (MHz)	INSERTION LOSS*		
		3 dB MHz	2 dB MHz	1 dB MHz
4	200-1400	200-1400	300-1300	800-1100

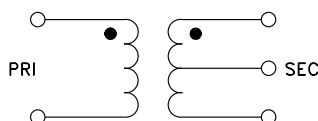
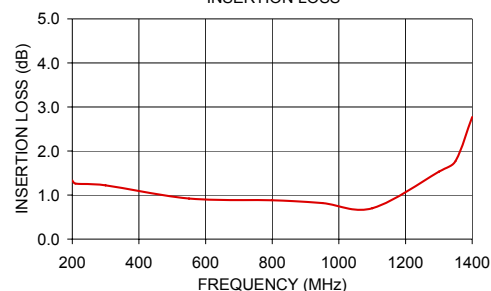
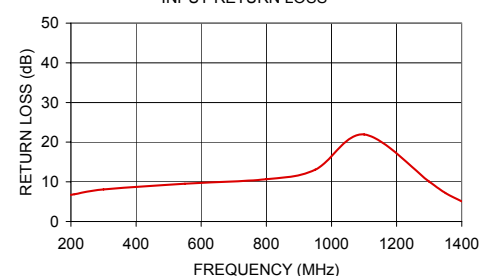
* Insertion Loss is referenced to mid-band loss, 0.7 dB typ.

Outline Drawing AT224-3**PCB Land Pattern**Suggested Layout,
Tolerance to be within ± 0.002 **Outline Dimensions (inch)**

A	B	C	D	E	F
.150	.150	.150	.050	.030	.025
3.81	3.81	3.81	1.27	0.76	0.64
G	H	J	K	wt	
.028	.065	.190	.030	grams	
0.71	1.65	4.83	0.76	0.10	

Typical Performance Data

FREQUENCY (MHz)	INSERTION LOSS (dB)	INPUT R. LOSS (dB)
200.00	1.33	6.74
210.00	1.26	6.88
300.00	1.22	8.07
550.00	0.92	9.54
800.00	0.88	10.68
950.00	0.82	13.05
1100.00	0.70	21.93
1300.00	1.53	10.04
1350.00	1.77	7.15
1400.00	2.77	5.05

Config. ATC4-14G2+
INSERTION LOSSTC4-14G2+
INPUT RETURN LOSS
Mini-Circuits®
 ISO 9001 ISO 14001 AS 9100 CERTIFIED

 P.O. Box 350166, Brooklyn, New York 11235-0003 (718) 934-4500 Fax (718) 332-4661 The Design Engineers Search Engine Provides ACTUAL Data Instantly at minicircuits.com
 IF/RF MICROWAVE COMPONENTS

Notes: 1. Performance and quality attributes and conditions not expressly stated in this specification sheet are intended to be excluded and do not form a part of this specification sheet. 2. Electrical specifications and performance data contained herein are based on Mini-Circuit's applicable established test performance criteria and measurement instructions. 3. The parts covered by this specification sheet are subject to Mini-Circuits standard limited warranty and terms and conditions (collectively, "Standard Terms"); Purchasers of this part are entitled to the rights and benefits contained therein. For a full statement of the Standard Terms and the exclusive rights and remedies thereunder, please visit Mini-Circuits' website at www.minicircuits.com/MCLStore/terms.jsp.

For detailed performance specs
& shopping online see web site
 REV. OR
 M107839
 TC4-14G2+
 IG/TD/CP
 110718