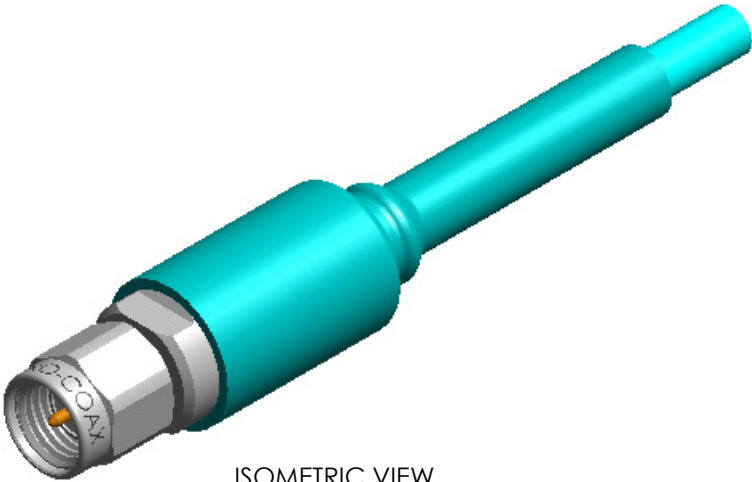


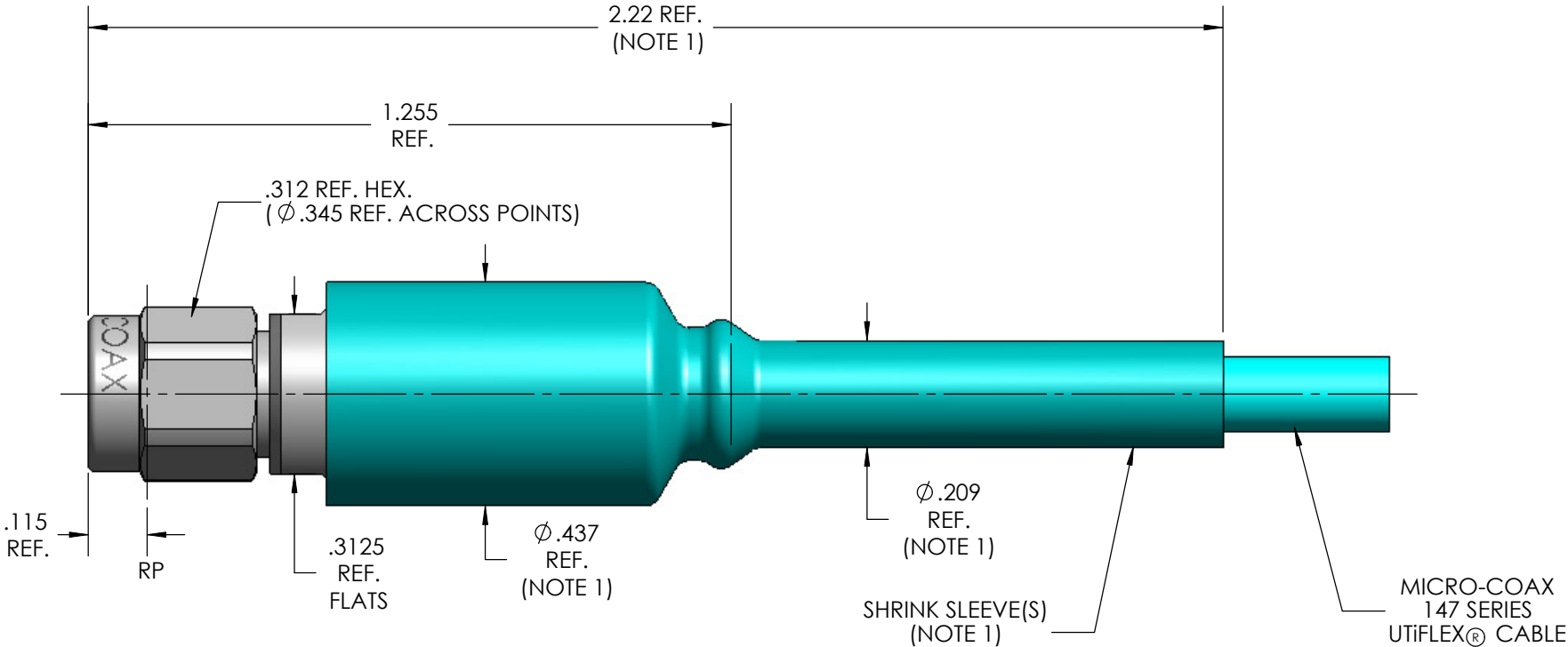
MECHANICAL CHARACTERISTICS	
INTERFACE	MIL-STD-348, FIGURE 310-1
IN ACCORDANCE WITH THE INTENT OF SLANT SHEET	MIL-PRF-39012/55 REF.
RECOMMENDED MATING TORQUE	9 IN-LBS. NOM.
COUPLING PROOF TORQUE	15 IN-LBS. MIN.
COUPLING NUT RETENTION	60 LBS. MIN.
FORCE TO ENGAGE	2 IN-LBS. MAX.
FORCE TO DISENGAGE	2 IN-LBS. MAX.
DURABILITY	500 CYCLES MIN.
AXIAL CONTACT RETENTION (FROM INTERFACE)	6 LBS. MIN.
AXIAL CONTACT RETENTION (FROM CABLE)	6 LBS. MIN.
CENTER CONTACT INSERTION (FROM CABLE)	3 LBS. MAX
CENTER CONTACT WITHDRAW (FROM CABLE)	1 Oz. MIN.
CABLE RETENTION	30 LBS. MIN.
MASS	10.28 GRAMS NOM.
MASS WITH ELBOW (SHEET 2)	12.96 GRAMS NOM.
ELECTRICAL CHARACTERISTICS	
IMPEDANCE	50 Ohms NOM.
MAXIMUM FREQUENCY	22 GHz
VSWR DC - 18 GHz	1.16:1 MAX.
18 - 22 GHz	1.20:1 MAX.
INSERTION LOSS	0.03 \sqrt{f} (GHz) dB MAX.
DIELECTRIC WITHSTANDING VOLTAGE	500 Vrms MIN.
INSULATION RESISTANCE	5000 MegaOhms MIN.
RF LEAKAGE DC - 18 GHz	-90 dB MIN.
18 - 22 GHz	TBD
CORONA	190 Vrms MIN. @ 70,000 FEET
RF HIGH POTENTIAL	325Vrms MIN.
CONTACT RESISTANCE (INNER)	3.0 MilliOhms MAX.
CONTACT RESISTANCE (OUTER)	2.0 MilliOhms MAX.
ENVIRONMENTAL CHARACTERISTICS	
OPERATING TEMPERATURE	-62°C TO 165°C
VIBRATION	MIL-STD-202, METHOD 204, CONDITION D
MECHANICAL SHOCK	MIL-STD-202, METHOD 213, CONDITION I
THERMAL SHOCK	MIL-STD-202, METHOD 107, CONDITION B
CORROSION	MIL-STD-202, METHOD 101, CONDITION B, 5%
MOISTURE RESISTANCE	MIL-STD-202, METHOD 106, CONDITION (NO VIBRATION)
MATERIALS AND FINISH	
BODY, CLAMP NUT, & COUPLING NUT	STEEL, CORROSION RESISTANT, PER ASTM-A-582, UNS NO. S30300, PASSIVATE PER ASTM-A-967
CONTACT	BERYLLIUM COPPER, ASTM-B-196 GOLD PLATED PER MIL-DTL-45204, OVER NICKEL PLATE PER AMS-QQ-N-290
SNAP RING	BERYLLIUM COPPER, PER ASTM-B-197
INSULATOR	TFE FLUOROCARBON PER ASTM-D-1710
DIELECTRIC STOP	POLYETHERIMIDE THERMOPLASTIC PER ASTM-D-5205
GASKET	SILICONE RUBBER PER ZZ-R-765
ELBOW (SHEET 2)	STEEL, CORROSION RESISTANT, PER ASTM-A-269, UNS NO. S30400, PASSIVATE PER ASTM-A-967
CONTACT RING	BRASS, PER ASTM-B-16 GOLD PLATE PER MIL-DTL-45204, OVER NICKEL PLATE PER AMS-QQ-N-290
APPLICATION	
CABLE(S)	147 SERIES CABLE
INSTALLATION	PER CONFIGURATOR

THIS DRAWING IS PROPRIETARY AND CONFIDENTIAL.

REV.	DESCRIPTION	DATE	BY	APPVD
A	INITIAL RELEASE - ECO 125390	7/19/2012	MJM	RS



ISOMETRIC VIEW
SCALE 2:1



NOTE:

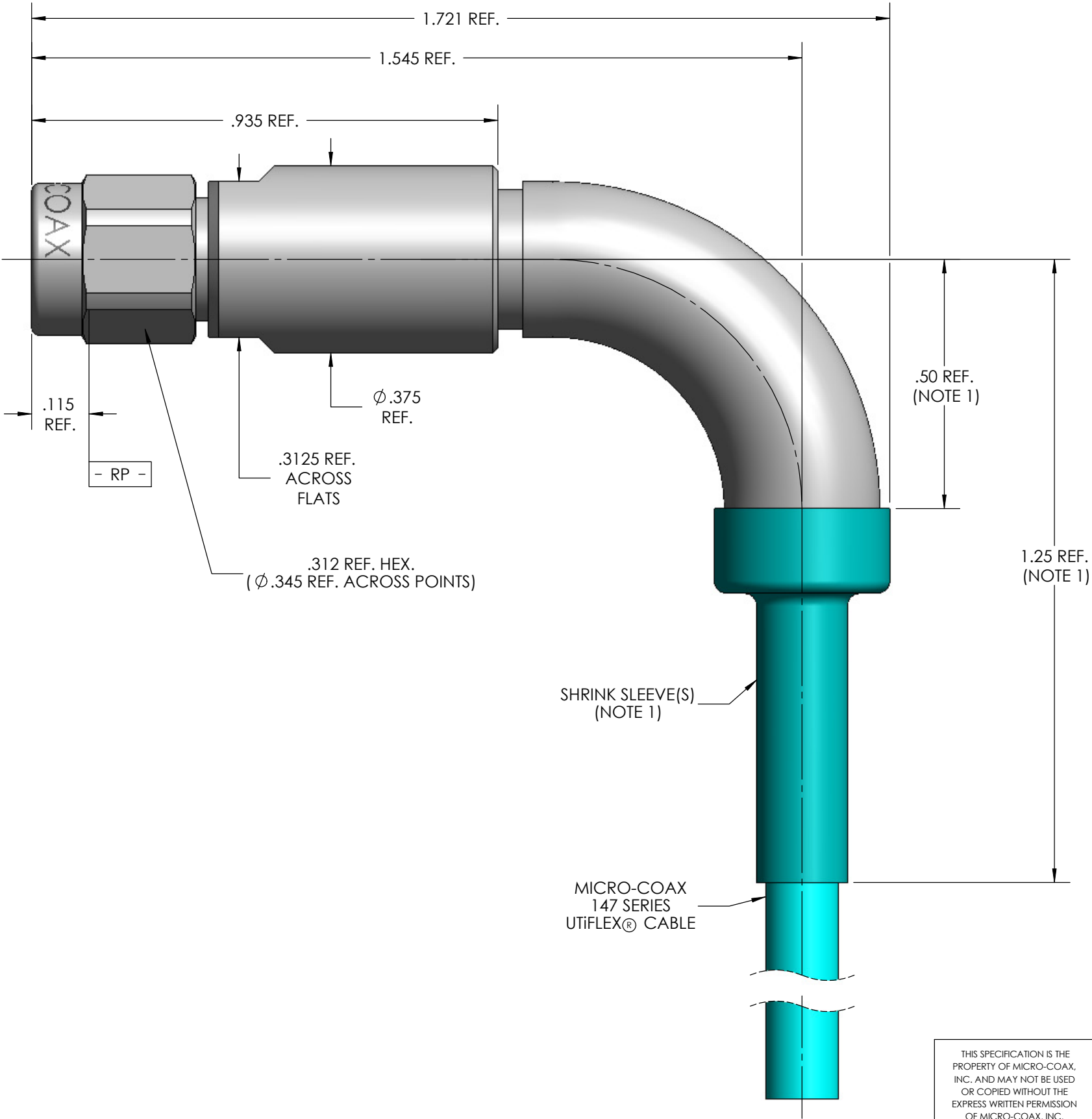
1. MARKER LOCATION ON THIS DRAWING IS FOR REFERENCE ONLY AND IS SUBJECT TO CHANGE WITHOUT NOTICE.

SPECIFICATION DRAWING

THIS SPECIFICATION IS THE PROPERTY OF MICRO-COAX, INC. AND MAY NOT BE USED OR COPIED WITHOUT THE EXPRESS WRITTEN PERMISSION OF MICRO-COAX, INC.		INITIALS		DATE		<div>MICRO-COAX[®] <i>Leading the way in transmission line solutions.</i> Copyright Micro-Coax, Inc.</div>					
		DWN.	MJM	12/20/06							
		CHKD.	MJM	7/3/12							
		APPVD.									
TOLERANCES UNLESS OTHERWISE SPECIFIED		TITLE									
		SMA PLUG, 147 SERIES									
.XX	± .02	ALL DIMENSIONS IN INCHES UNLESS OTHERWISE SPECIFIED. SCREW THDS. TO BE IN ACCORD WITH ANSI B1.1-1989.		FSCM NO.	SIZE	SCALE	SHEET NO.	DRAWING NO.	REV		
.XXX	± .005			64639	B	3:1	1 OF 2	SD903038	A		
.XXXX	± .0010										
ANGLES	± 2°										

THIS DRAWING IS PROPRIETARY AND CONFIDENTIAL.

DESCRIPTION
SEE SHEET 1 FOR REVISION HISTORY



NOTE:
1. MARKER LOCATION ON THIS DRAWING IS FOR REFERENCE ONLY AND IS SUBJECT TO CHANGE WITHOUT NOTICE.

SPECIFICATION DRAWING

THIS SPECIFICATION IS THE PROPERTY OF MICRO-COAX, INC. AND MAY NOT BE USED OR COPIED WITHOUT THE EXPRESS WRITTEN PERMISSION OF MICRO-COAX, INC.		INITIALS		DATE		<div>MICRO-COAX[®] <i>Leading the way in transmission line solutions.</i> <i>Copyright Micro-Coax, Inc.</i></div>							
		DWN.	MJM	12/20/06									
		CHKD.	MJM	7/3/12									
		APPVD.											
TOLERANCES UNLESS OTHERWISE SPECIFIED		TITLE		SMA PLUG, 147 SERIES, ELBOW									
.XX	± .02	ALL DIMENSIONS IN INCHES UNLESS OTHERWISE SPECIFIED. SCREW THDS. TO BE IN ACCORD WITH ANSI B1.1-1989.				FSCM NO.	SIZE	SCALE	SHEET NO.	DRAWING NO.	REV		
.XXX	± .005					64639	B	4:1	2 OF 2	SD903038	A		
.XXXX	± .0010												
ANGLES	± 2°												