



## 2.92mm Male Connector Solder Attachment For 0.118 inch

### TECHNICAL DATA SHEET

PE4989

#### 2.92mm Male Connector Solder Attachment For 0.118 inch

##### Configuration

Connector	2.92mm Male
Connector Interface Type	0.118 inch
Cable Attachment Method (Shield/Contact)	Solder
Body Style	Straight

##### Electrical Specifications

Frequency Range, GHz	DC to 40
Impedance, Ohms	50
Maximum VSWR	1.28:1
Maximum Insertion Loss, dB	0.32

##### Mechanical Specifications

###### Size

Length, in [mm]	0.435 [11.05]
Width/Dia., in [mm]	0.312 [7.92]
Weight, lbs [g]	0.006 [2.72]

###### Connector

Type	2.92mm Male
Contact Material and Plating	Beryllium Copper, Gold
Contact Plating Specification	MIL-G-45204, Type II, Class 1
Coupling Nut Material and Plating	Passivated Stainless Steel
Coupling Nut Plating Specification	ASTM A380
Body Material and Plating	Stainless Steel, Gold
Body Plating Specification	MIL-G-45204
Dielectric Type	PPO

##### Compliance Certifications (visit [www.Pasternack.com](http://www.Pasternack.com) for current document)

RoHS Compliant	Yes
----------------	-----

Click the following link (or enter part number in "SEARCH" on website) to obtain additional part information including price, inventory and certifications: [2.92mm Male Connector Solder Attachment For 0.118 inch PE4989](#)

The information contained in this document is accurate to the best of our knowledge and representative of the part described herein. It may be necessary to make modifications to the part and/or the documentation of the part, in order to implement improvements. Pasternack reserves the right to make such changes as required. Unless otherwise stated, all specifications are nominal.



## 2.92mm Male Connector Solder Attachment For 0.118 inch

### TECHNICAL DATA SHEET

PE4989

#### Plotted and Other Data

Notes:

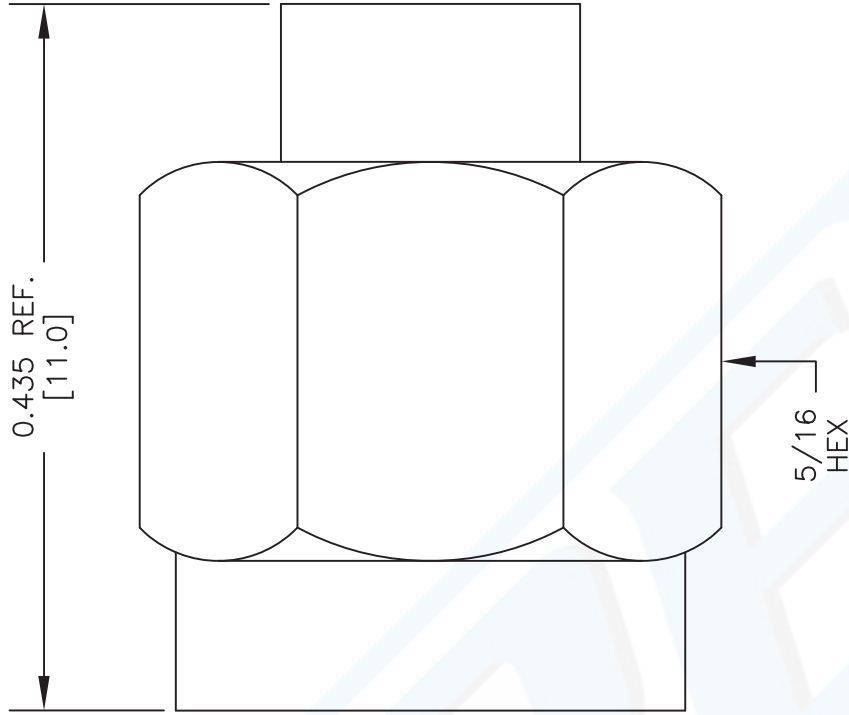
Values at 25 °C, sea level

2.92mm Male Connector Solder Attachment For 0.118 inch from Pasternack Enterprises has same day shipment for domestic and International orders. Our RF, microwave and fiber optic products maintain a 99% availability and are part of the broadest selection in the industry.

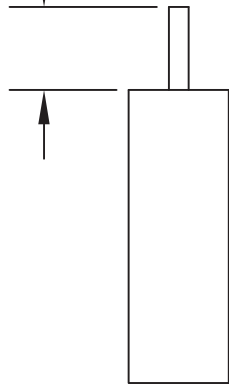
Click the following link (or enter part number in "SEARCH" on website) to obtain additional part information including price, inventory and certifications: [2.92mm Male Connector Solder Attachment For 0.118 inch PE4989](http://www.pasternack.com/2.92mm-male-standard-0.118-connector-pe4989-p.aspx)

URL: <http://www.pasternack.com/2.92mm-male-standard-0.118-connector-pe4989-p.aspx>

The information contained in this document is accurate to the best of our knowledge and representative of the part described herein. It may be necessary to make modifications to the part and/or the documentation of the part, in order to implement improvements. Pasternack reserves the right to make such changes as required. Unless otherwise stated, all specifications are nominal.

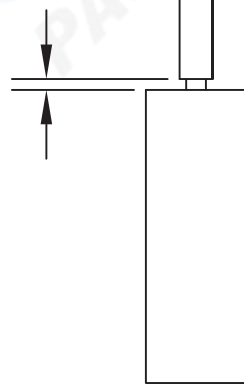


0.10  
[2.5]



A

SHIM  
CONTACT  
.010  
[0.3]



B

### STRIPPING DIMENSIONS

### ASSEMBLY PROCEDURES

1. STRIP CABLE AS SHOWN IN (A). DO NOT NICK CENTER CONDUCTOR.
2. SHIM CONTACT AS SHOWN IN (B) & SOLDER CONTACT TO CENTER CONDUCTOR.
3. INSERT CABLE INTO BODY UNTIL OUTER CONDUCTOR BOTTOMS OUT SOLDER OUTER CONDUCTOR TO BODY.

DWG TITLE

**PE4989**

NOTES:  
1. UNLESS OTHERWISE SPECIFIED ALL DIMENSIONS ARE NOMINAL.  
2. ALL SPECIFICATIONS ARE SUBJECT TO CHANGE WITHOUT NOTICE AT ANY TIME.  
3. DIMENSIONS ARE IN INCHES [mm].  
4. FITS MIL-C-17 AND EQUIVALENT CABLES.

REV. A

FSCM NO. 53919

CAD FILE 051112

SCALE N/A

SIZE A

2233

**PASTERNAK ENTERPRISES, INC.**  
P.O. BOX 16759, IRVINE, CA 92623  
PHONE (949) 261-1920 FAX (949) 261-7451  
WEB ADDRESS: [www.pasternack.com](http://www.pasternack.com)  
E-MAIL ADDRESS: [sales@pasternack.com](mailto:sales@pasternack.com)

**COAXIAL & FIBER OPTICS**

**PE**  
PASTERNAK ENTERPRISES®  
ESTABLISHED 1972