



WR-51 Flexible Waveguide Twist With a Square Cover Flange Operating From 15 GHz to 22 GHz

Waveguide Twists Technical Data Sheet

PE-W51TF005-24

Features

- Twenty four inch long WR-51 waveguide
- Twistable
- Flexes in both the E and H plane
- Neoprene sleeve allows pressurization
- 15 GHz to 22 GHz Frequency Range
- Brass flanges with a silver plated brass body

Applications

- Simplifies positioning parabolic reflectors for line of sight microwave radio links.
- Test Benches
- Eliminates installation problems caused by misalignment.
- Allows expansion/contraction due to thermal issues.
- Pressurized waveguide systems
- Provides vibration isolation
- Microwave Radio

Description

The PE-W51TF005-24 is part of Pasternack's family of flexible, twistable waveguides which operates in the 15 to 22 GHz range. The waveguide body is made of a helically wound silver coated brass strip. It can be twisted and/or bent in both the E and H planes without impairing VSWR or attenuation. The waveguide is covered by a neoprene jacket which protects the waveguide, provides mechanical support and allows the waveguide to be pressurized.

Electrical Specifications

Description	Minimum	Typical	Maximum	Units
Frequency Range	15		22	GHz
VSWR		1.15:1		
Insertion Loss		1.1		dB

Mechanical Specifications

Waveguide Size	WR-51
Waveguide Design	Twistable
Section Length	24 in [609.6 mm]
E-Plane Minimum Bend Radius, One Time	2 in [50.8 mm]
E-Plane Minimum Bend Radius, Repeated	8 in [203.2 mm]
H-Plane Minimum Bend Radius, One Time	4 in [101.6 mm]
H-Plane Minimum Bend Radius, Repeated	16 in [406.4 mm]
Maximum Offset Rotation, One Time	136 degrees/ft
Maximum Offset Rotation, Repeated	34 degrees/ft
Maximum Operating Pressure	45 psig

Click the following link (or enter part number in "SEARCH" on website) to obtain additional part information including price, inventory and certifications: [WR-51 Flexible Waveguide Twist With a Square Cover Flange Operating From 15 GHz to 22 GHz PE-W51TF005-24](#)



WR-51 Flexible Waveguide Twist With a Square Cover Flange Operating From 15 GHz to 22 GHz

Waveguide Twists Technical Data Sheet

PE-W51TF005-24

Description	Flange 1	Waveguide	Flange 2
Interface	Square Cover	WR-51	Square Cover
Material	Brass	Brass	Brass
Plating		Silver	
Color	Gold	Black	Gold

Environmental Specifications

Compliance Certifications (visit www.Pasternack.com for current document)

RoHS Compliant

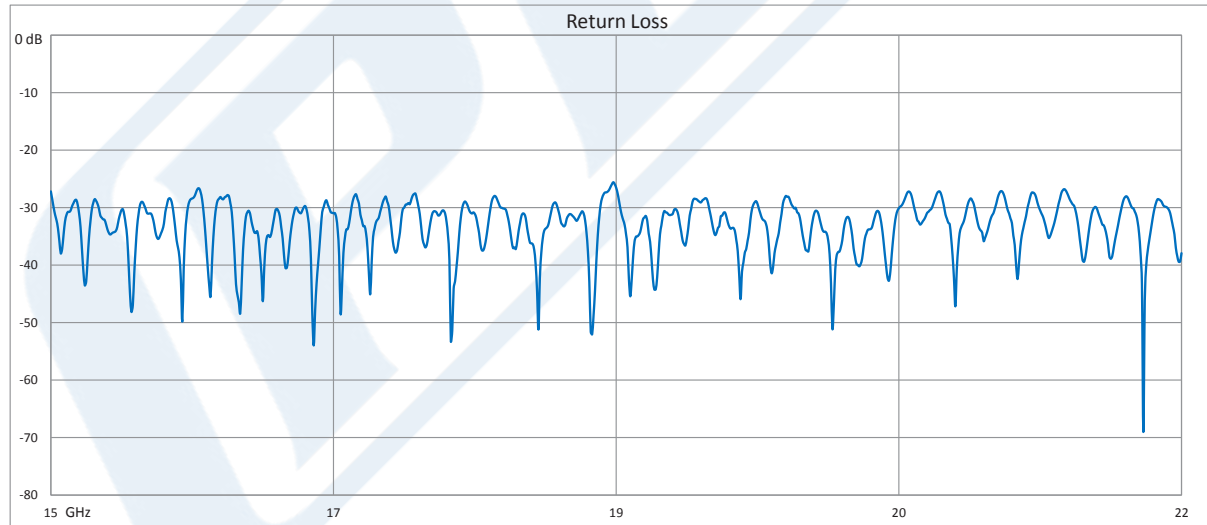
REACH Compliant

12/17/2014

Plotted and Other Data

Notes:

Typical Performance Data



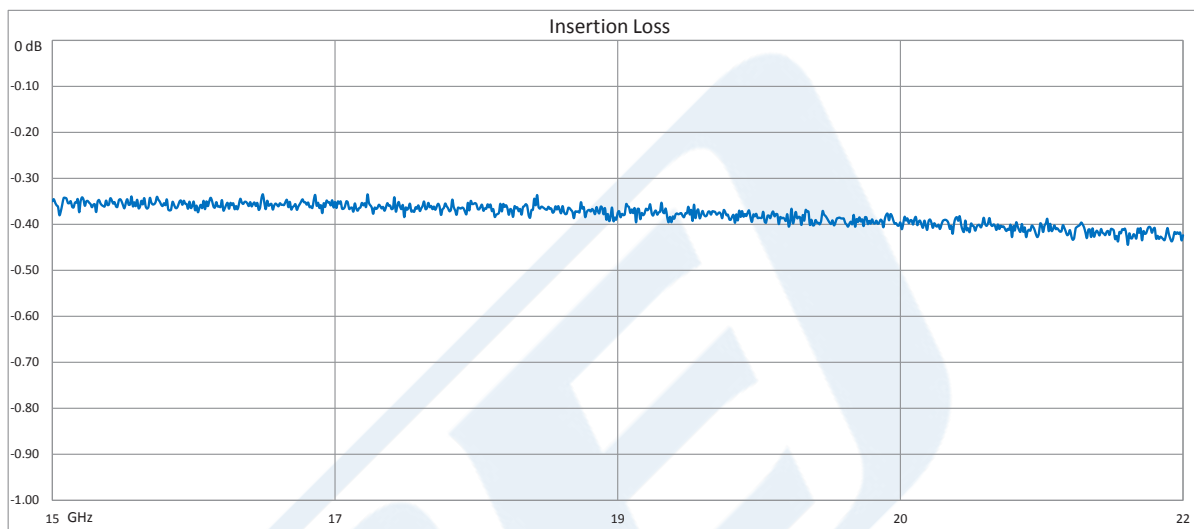
Click the following link (or enter part number in "SEARCH" on website) to obtain additional part information including price, inventory and certifications: [WR-51 Flexible Waveguide Twist With a Square Cover Flange Operating From 15 GHz to 22 GHz PE-W51TF005-24](#)



WR-51 Flexible Waveguide Twist With a Square Cover Flange Operating From 15 GHz to 22 GHz

Waveguide Twists Technical Data Sheet

PE-W51TF005-24



WR-51 Flexible Waveguide Twist With a Square Cover Flange Operating From 15 GHz to 22 GHz from Pasternack Enterprises has same day shipment for domestic and International orders. Our RF, microwave and millimeter wave products maintain a 99% availability and are part of the broadest selection in the industry.

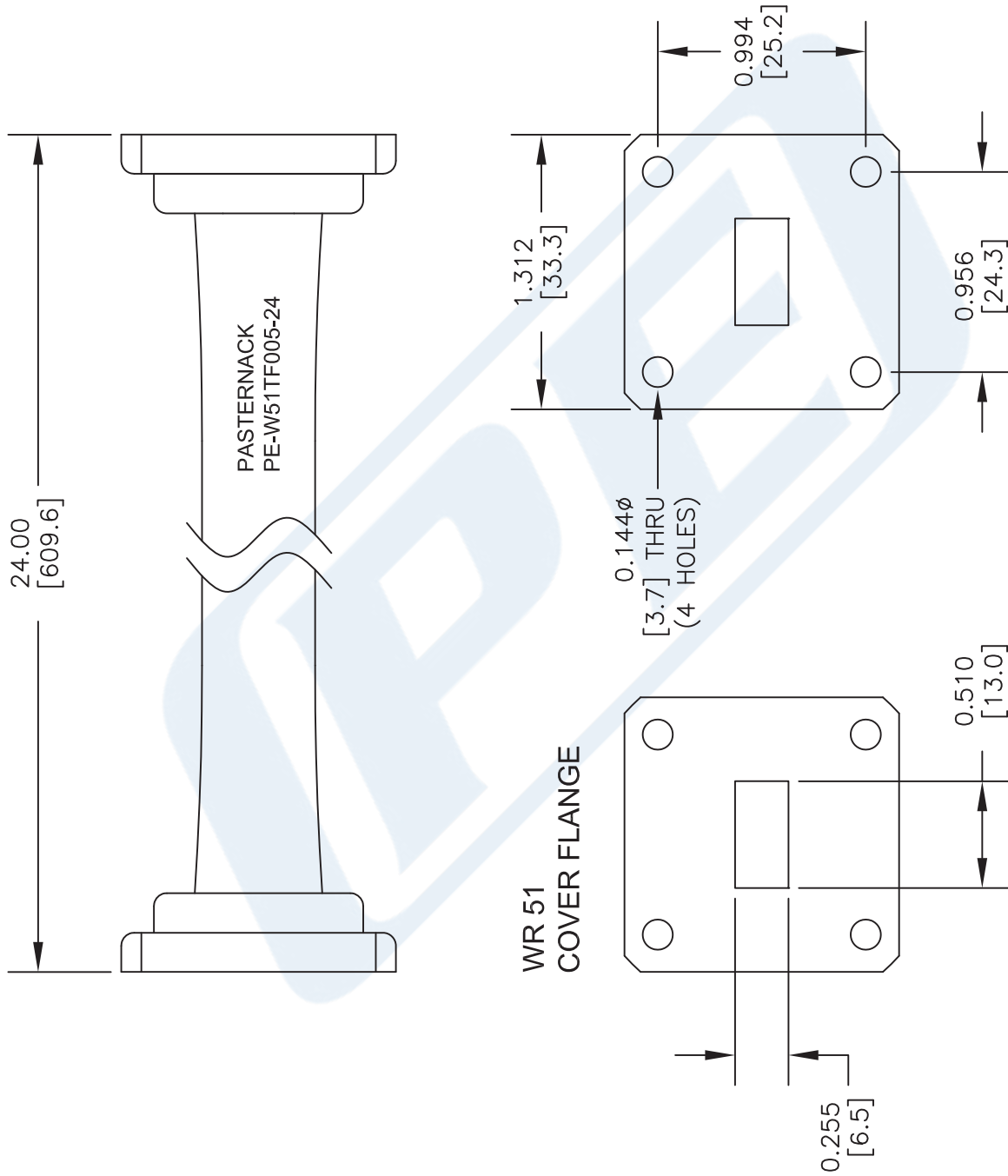
Click the following link (or enter part number in "SEARCH" on website) to obtain additional part information including price, inventory and certifications: [WR-51 Flexible Waveguide Twist With a Square Cover Flange Operating From 15 GHz to 22 GHz PE-W51TF005-24](http://www.pasternack.com/wr-51-flexible-waveguide-twist-square-cover-15-22-ghz-pe-w51tf005-24-p.aspx)

URL: <http://www.pasternack.com/wr-51-flexible-waveguide-twist-square-cover-15-22-ghz-pe-w51tf005-24-p.aspx>

The information contained in this document is accurate to the best of our knowledge and representative of the part described herein. It may be necessary to make modifications to the part and/or the documentation of the part, in order to implement improvements. Pasternack reserves the right to make such changes as required. Unless otherwise stated, all specifications are nominal. Pasternack does not make any representation or warranty regarding the suitability of the part described herein for any particular purpose, and Pasternack does not assume any liability arising out of the use of any part or documentation.

PE-W51TF005-24 CAD Drawing

WR-51 Flexible Waveguide Twist With a Square Cover
Flange Operating From 15 GHz to 22 GHz



DWG TITLE

PE-W51TF005-24

NOTES:
1. UNLESS OTHERWISE SPECIFIED ALL DIMENSIONS ARE NOMINAL.
2. ALL SPECIFICATIONS ARE SUBJECT TO CHANGE WITHOUT NOTICE AT ANY TIME.
3. DIMENSIONS ARE IN INCHES [mm].

FSCM NO. 53919

2233

PE PASTERNAK
THE ENGINEER'S RF SOURCE

Pasternack Enterprises, Inc.
P.O. Box 16759 | Irvine | CA | 92623
Phone: (949) 261-1920 | Fax: (949) 261-7451
Website: www.pasternack.com | E-Mail: sales@pasternack.com