

Surface Mount RF Transformer

75Ω 0.3 to 475 MHz

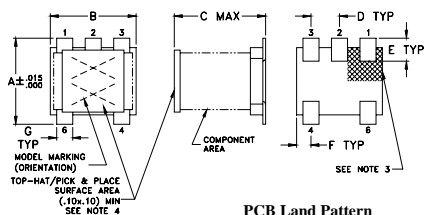
Maximum Ratings

Operating Temperature	-20°C to 85°C
Storage Temperature	-55°C to 100°C
RF Power	0.25W
DC Current	30mA
Permanent damage may occur if any of these limits are exceeded.	

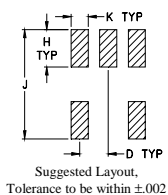
Pin Connections

PRIMARY DOT	6
PRIMARY	3
SECONDARY DOT	1
SECONDARY	3

Outline Drawing AT1521



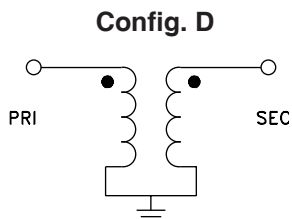
PCB Land Pattern



Outline Dimensions (inch)

A	B	C	D	E	F
.150	.150	.160	.050	.040	.025
3.81	3.81	4.06	1.27	1.02	0.64
G	H	J	K	wt	
.028	.065	.190	.030	grams	
0.71	1.65	4.83	0.76	0.15	

Demo Board MCL P/N: TB-276



Features

- wideband 0.3-475 MHz
- good return loss, 23 dB typ in 1 dB bandwidth
- step-down 9:1 autotransformer
- plastic base with leads
- aqueous washable

Applications

- matching laser diode

TC9-1-75X+



CASE STYLE: AT1521
PRICE: \$2.59 ea. QTY (20)
\$1.59 ea. QTY (100)

+RoHS Compliant

The +Suffix identifies RoHS Compliance. See our web site for RoHS Compliance methodologies and qualifications

Reel Size	Devices/Reel
7"	20, 50, 100, 200, 500
13"	1000, 2000

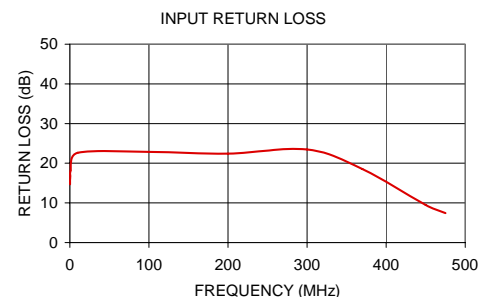
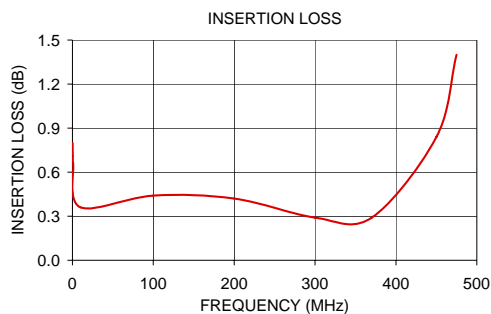
Transformer Electrical Specifications

Ω RATIO (Primary/Secondary)	FREQUENCY (MHz)	INSERTION LOSS*		
		3 dB MHz	2 dB MHz	1 dB MHz
75/8	0.3-475	0.3-475	0.5-450	0.9-370

* Insertion Loss is referenced to mid-band loss, 0.4 dB typ.
Stepdown, 75 ohm primary, 51 pF across secondary

Typical Performance Data

FREQUENCY (MHz)	INSERTION LOSS (dB)	INPUT R. LOSS (dB)
0.30	0.80	14.70
0.50	0.71	16.80
0.90	0.66	18.13
10.00	0.36	22.63
100.00	0.44	22.86
200.00	0.42	22.40
300.00	0.29	23.48
370.00	0.29	18.53
450.00	0.84	9.48
475.00	1.40	7.44



Notes

- Performance and quality attributes and conditions not expressly stated in this specification document are intended to be excluded and do not form a part of this specification document.
- Electrical specifications and performance data contained in this specification document are based on Mini-Circuit's applicable established test performance criteria and measurement instructions.
- The parts covered by this specification document are subject to Mini-Circuits standard limited warranty and terms and conditions (collectively, "Standard Terms"); Purchasers of this part are entitled to the rights and benefits contained therein. For a full statement of the Standard Terms and the exclusive rights and remedies thereunder, please visit Mini-Circuits' website at www.minicircuits.com/MCLStore/terms.jsp



www.minicircuits.com P.O. Box 35166, Brooklyn, NY 11235-0003 (718) 934-4500 sales@minicircuits.com

REV. OR
M134154
TC9-1-75X+
IG/TD/CP/AM
131218
Page 1 of 1