



DIRECTIONAL COUPLER

C13-0140

Page 2

Typical Performance

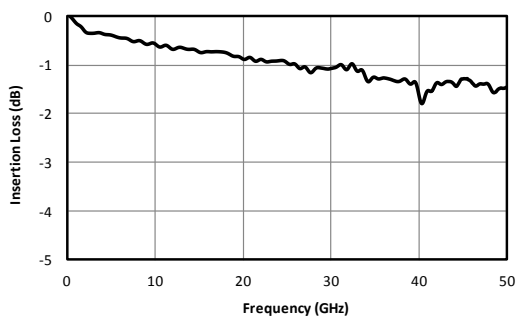


Fig. 1. Direct line insertion loss.

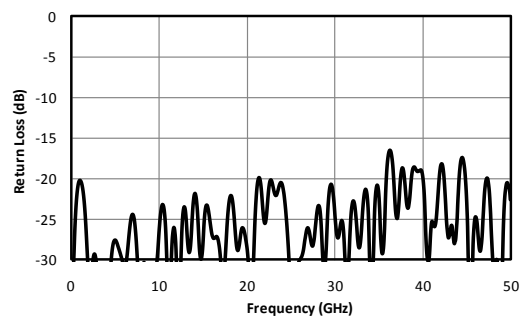


Fig. 2. Typical port return loss.

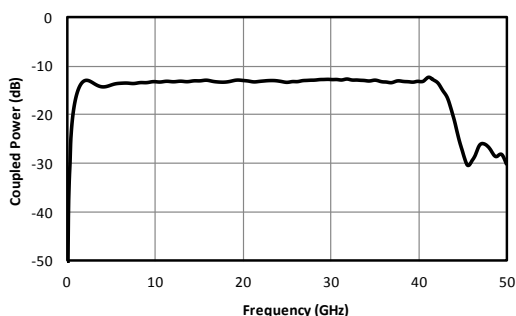


Fig. 3. Coupled port power.

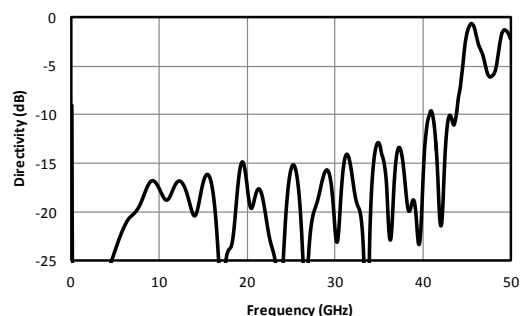


Fig. 4. Typical directivity.

Model Number	Description
C13-0140	1-40 GHz 13 dB Directional Coupler with 2.92 mm connectors

¹Default is 2.92 mm female connectors. Consult factory for other connector options.

Marki Microwave reserves the right to make changes to the product(s) or information contained herein without notice. Marki Microwave makes no warranty, representation or guarantee regarding the suitability of its products for any particular purpose, nor does Marki Microwave assume any liability whatsoever arising out of the use of or application of any product.

© Marki Microwave, Inc.

