

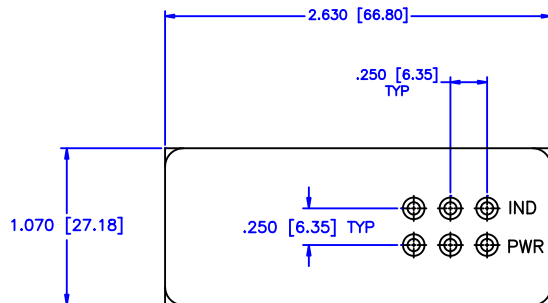
4

3

2

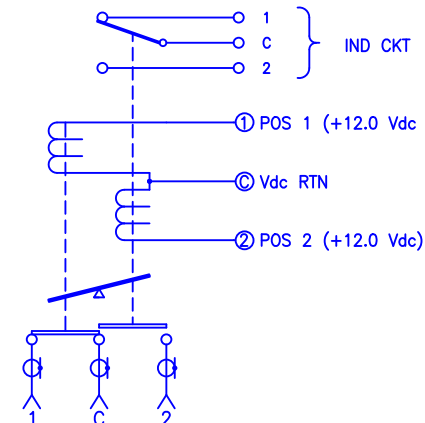
1

REVISIONS				
ZONE	REV	DESCRIPTION	DATE	APPROVED

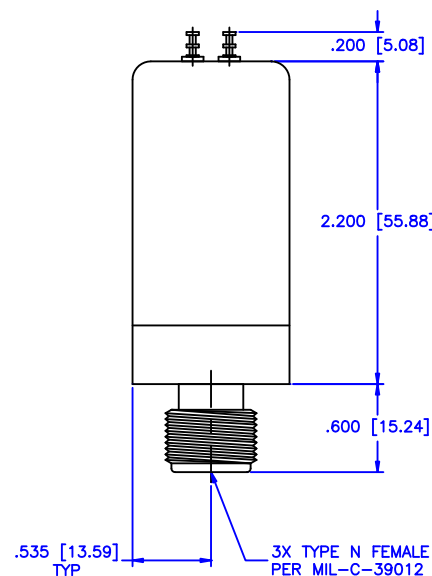
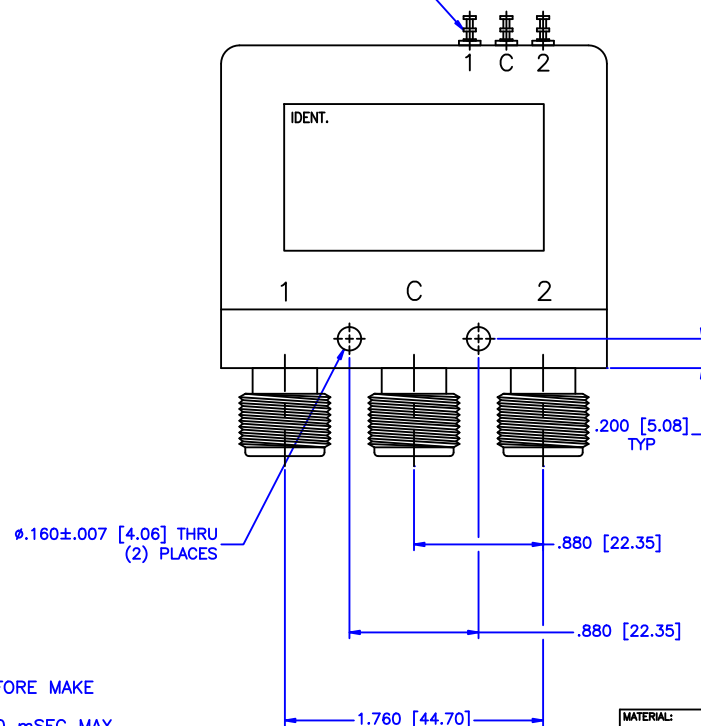


## SPECIFICATION:

FREQUENCY RANGE (GHz):	DC-2.0	2.0-4.0
VSWR (Max.):	1.20:1	1.30:1
INSERTION LOSS (dB):	0.20	0.30
ISOLATION (dB):	80	70
IMPEDANCE (Ohms):	50	



SOLDER TERMINALS



## MECHANICAL

CONTACT: BREAK BEFORE MAKE  
ACTUATOR: LATCHING  
SWITCHING SPEED: 20 mSEC MAX

## ELECTRICAL

ACTUATOR VOLTAGE: 12.0 Vdc  
ACTUATOR CURRENT: 0.100 A MAX @ 28.0 Vdc  
POWER HANDLING: 350W CW @ 1.0 GHz

## ENVIRONMENTAL

OPERATING TEMP: -54°C TO +90°C  
SINE VIBRATION: 30G'S rms  
LIFE: 1,000,000 CYCLES  
RANDOM VIBRATION: 20G'S rms

MATERIAL:

DRAWN: Paiboon Luekhamhan		DATE: 08-11-2003	
APPROVED: T. Nguyen		DATE: 08-11-2003	

**MCLI**

MICROWAVE COMMUNICATIONS LABORATORIES INC.  
7255 30TH AVE. N. SAINT PETERSBURG, FL 33710  
TEL: (727) 344-6254 FAX: (727) 381-6116  
http://WWW.MCLI.COM

SCALE:	N/A
SHEET:	N/A

UNLESS OTHERWISE SPECIFIED:  
TOLERANCES  
IN (INCHES) OR (mm) (MILLIMETERS)  
FRACTIONS:  $\pm 1/64$   
DECIMALS:  $\pm .01 \pm .005$   
ANGLE:  $\pm 1/2^\circ$

DRAWING TITLE:

ELECTROMECHANICAL SWITCHES

PART NO.

K5-3-LI/12

CAGE CODE:

SIZE: N/A

REV: N/A

DWG NO.

DO NOT SCALE THE DRAWING

82820

4

3

2

1