



**TYPICAL SUMMARY TEST  
DATA ON  
P4T-0R5G18G-70-T-SFF**

<b>Customer:</b> _____	<b>Tested By:</b> <u>Travis Wentz</u>
<b>Job No:</b> <u>SO11-120</u>	<b>Temperature:</b> <u>+25°C</u>
<b>Model No:</b> <u>P4T-0R5G18G-70-T-SFF</u>	<b>Date:</b> <u>08/09/2011</u>
<b>Serial No:</b> <u>PL9351/1132 – PL9355/1132</u>	

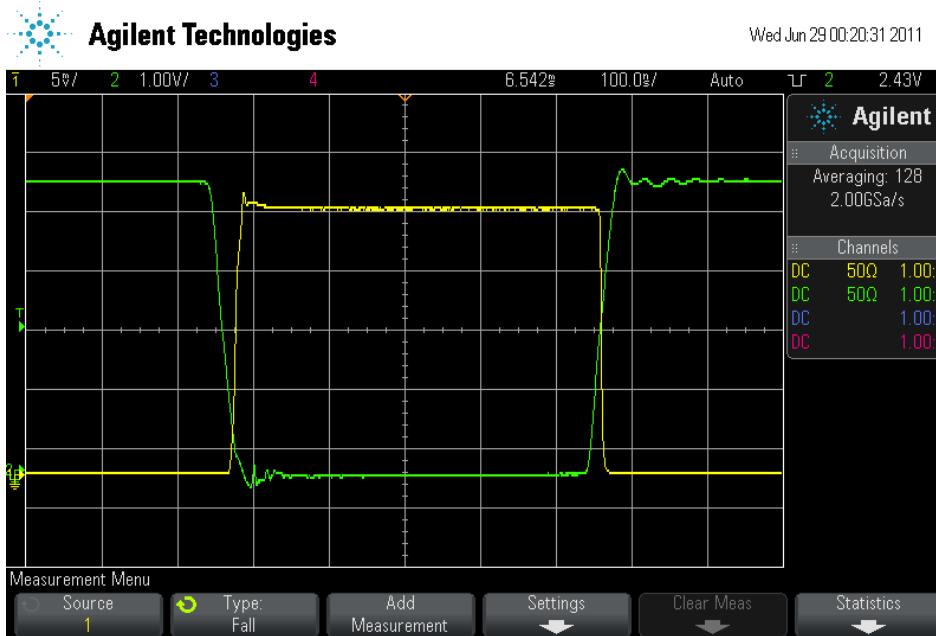
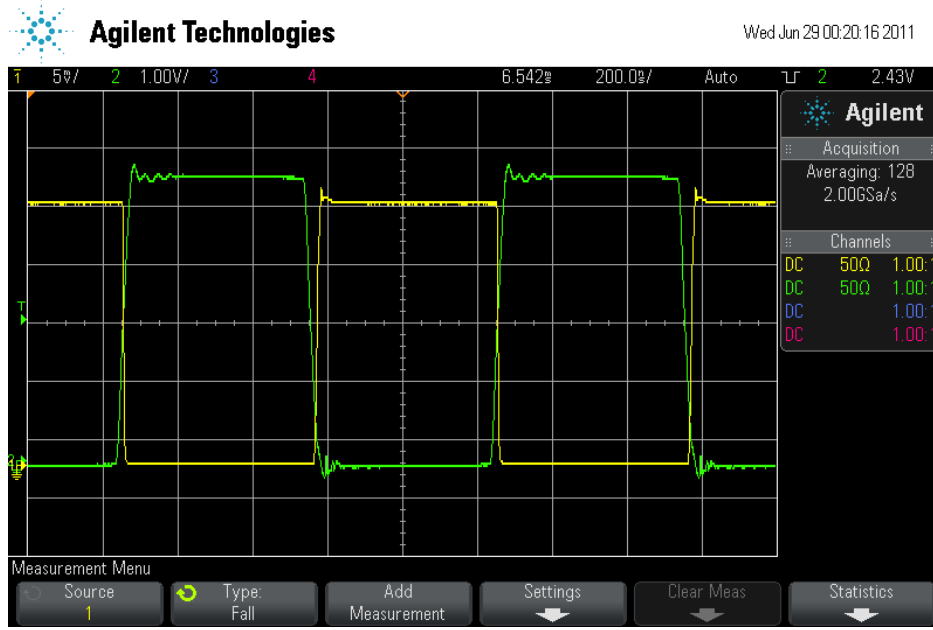
TEST. ITEM NO	PARAMETERS	SPECIFIED VALUE		PASS FAIL	QA QC	
1	Frequency Range:	0.5 GHz – 18 GHz		0.5 GHz – 18 GHz		
2	Insertion Loss:	3.75 dB Max.		Pass See Plot		
3	Isolation:	0.5 GHz TO 2 GHz: 60 dB Min		Pass	(0.5-2 GHz)	
		2 GHz TO 18 GHz: 70 dB Min		Pass	(2-18 GHz)	
				See Plot		
4	VSWR:	In/Out	2.0:1 Typ.	Pass See Plot		
		Terminated Out:	2.0:1 Typ.			
5	Rise/Fall Time:	10 nsec Typ. 15 nsec Max.		Pass See Typical Characteristics		
6	Delay On/Off:	75 nsec Typ. 100 nsec Max.		Pass See Typical Characteristics		
7	DC Supply:	+5VDC @ 65mA Max -5VDC @ 50mA Max		21mA 42mA		
8	Control Signal	<b>LOGIC TABLE</b>			Pass	
		<b>2 BIT DECODER</b>				
		<b>E1</b>	<b>E2</b>	<b>FUNCTION</b>		
		0	0	J1 – J2 "Low Loss"		
		0	1	J1 – J3 "Low Loss"		
		1	0	J1 – J4 "Low Loss"		
1	1	J1 – J5 "Low Loss"				

**QA/QC Approval:** \_\_\_\_\_ **Date:** \_\_\_\_\_



# TYPICAL SUMMARY TEST DATA ON P4T-0R5G18G-70-T-SFF

## Switching Speed TYP. Full Pulse

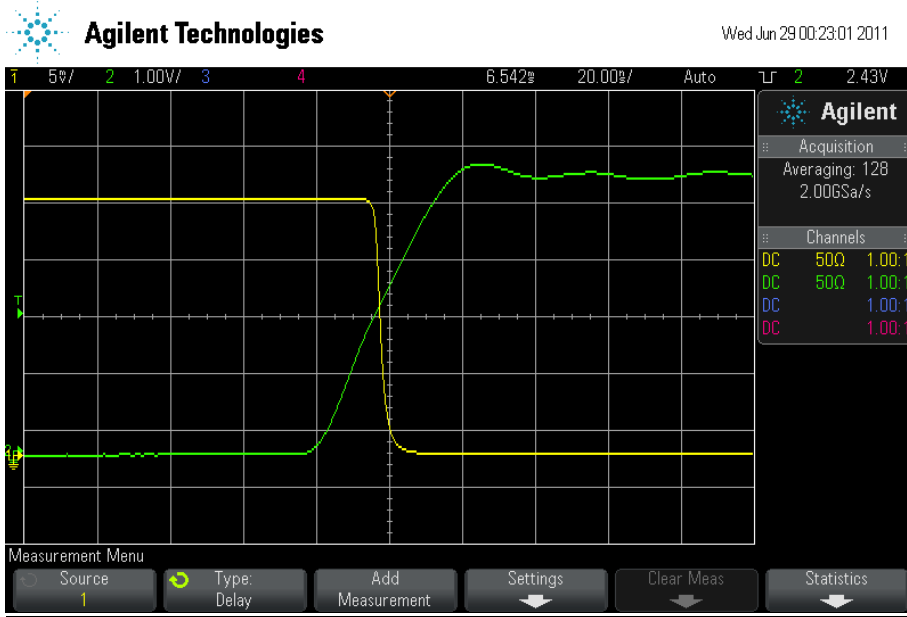


GREEN TRACE: TTL SIGNAL  
YELLOW TRACE: RF SIGNAL

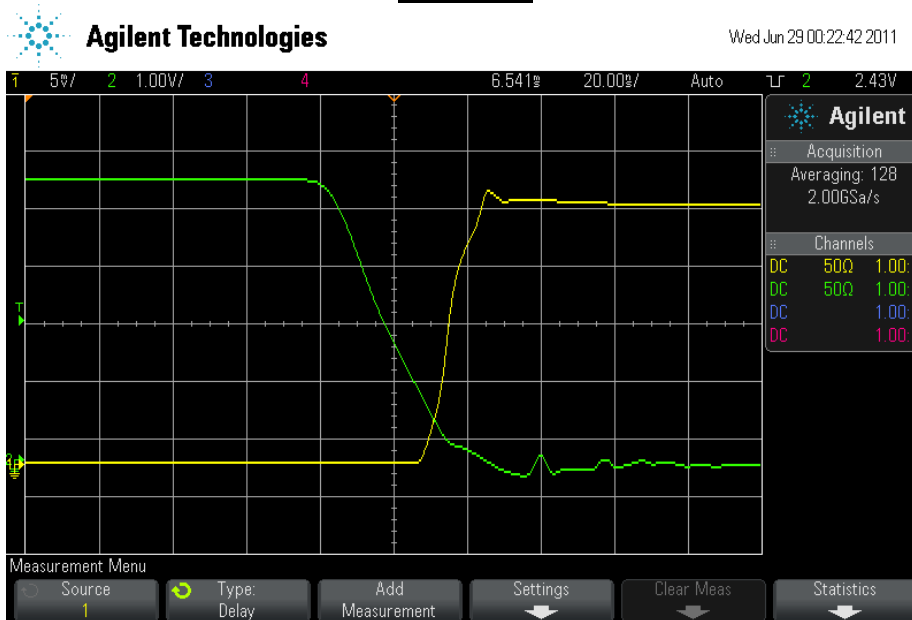


# TYPICAL SUMMARY TEST DATA ON P4T-0R5G18G-70-T-SFF

## Switching Speed TYP. Delay OFF



## Delay ON

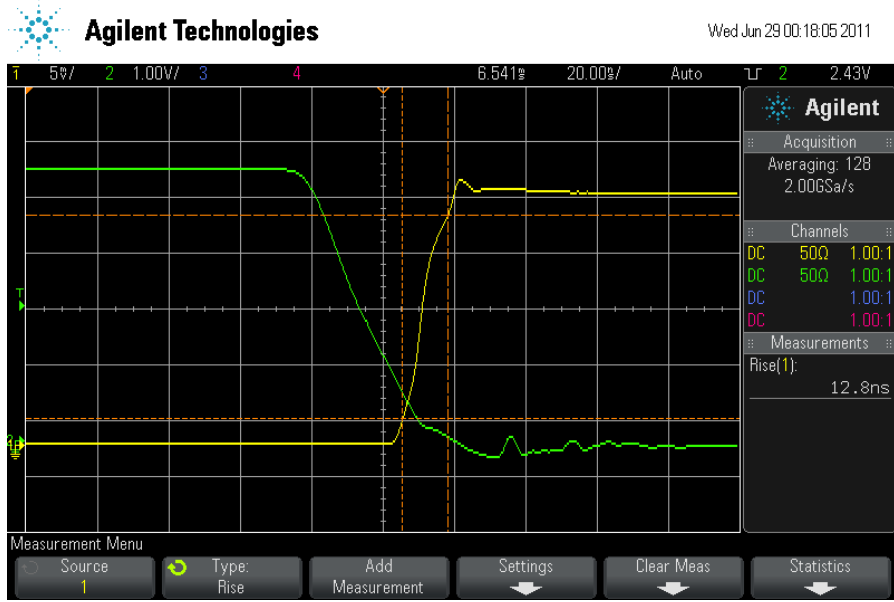


GREEN TRACE: TTL SIGNAL  
YELLOW TRACE: RF SIGNAL

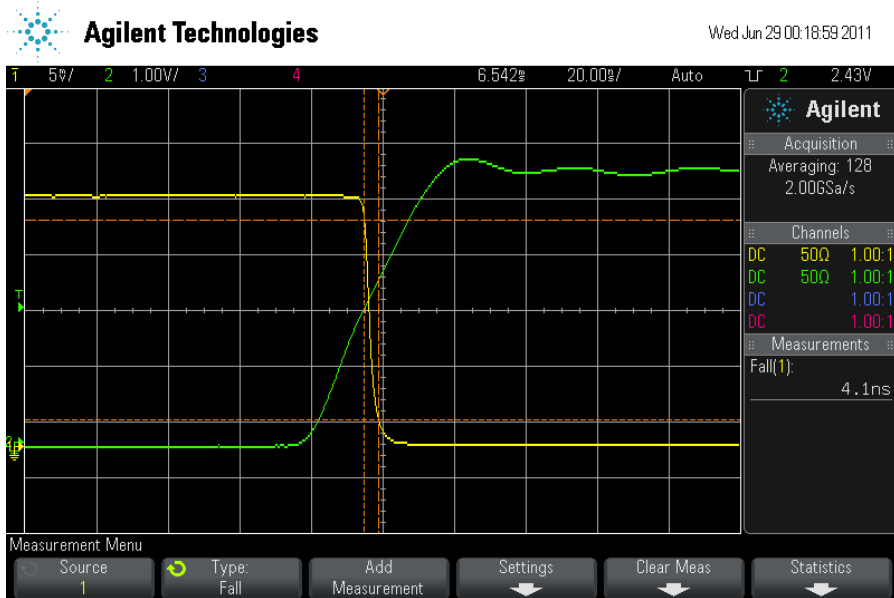


TYPICAL SUMMARY TEST  
DATA ON  
P4T-0R5G18G-70-T-SFF

Switching Speed TYP.  
Rise Time



Fall Time



GREEN TRACE: TTL SIGNAL  
YELLOW TRACE: RF SIGNAL



**TYPICAL SUMMARY TEST  
DATA ON  
P4T-0R5G18G-70-T-SFF**

**J1-J2  
Insertion Loss / VSWR**



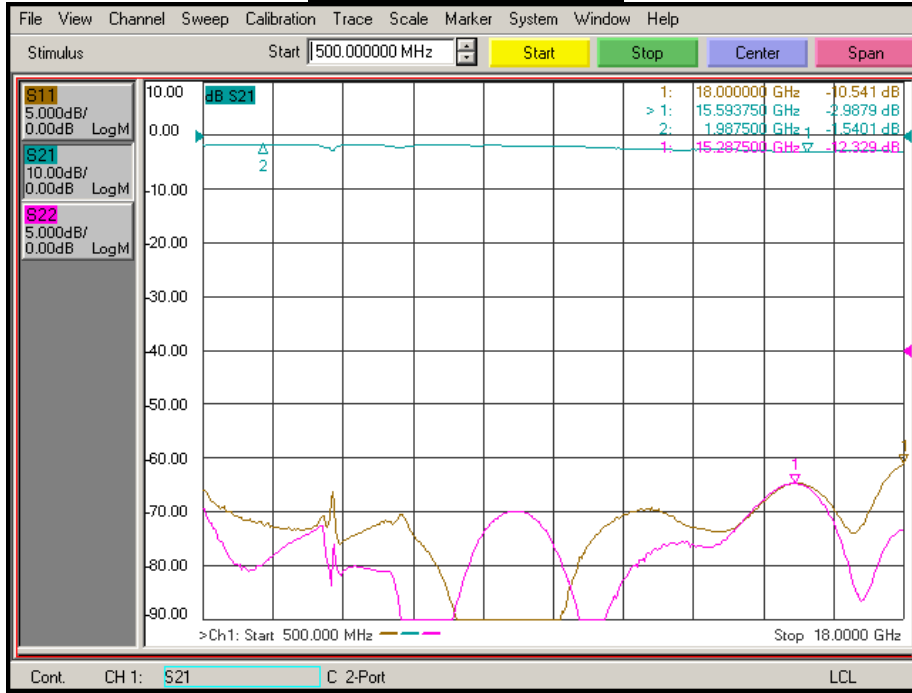
**Isolation / Termination**





# TYPICAL SUMMARY TEST DATA ON P4T-0R5G18G-70-T-SFF

## J1-J3 Insertion Loss / VSWR



## Isolation / Termination



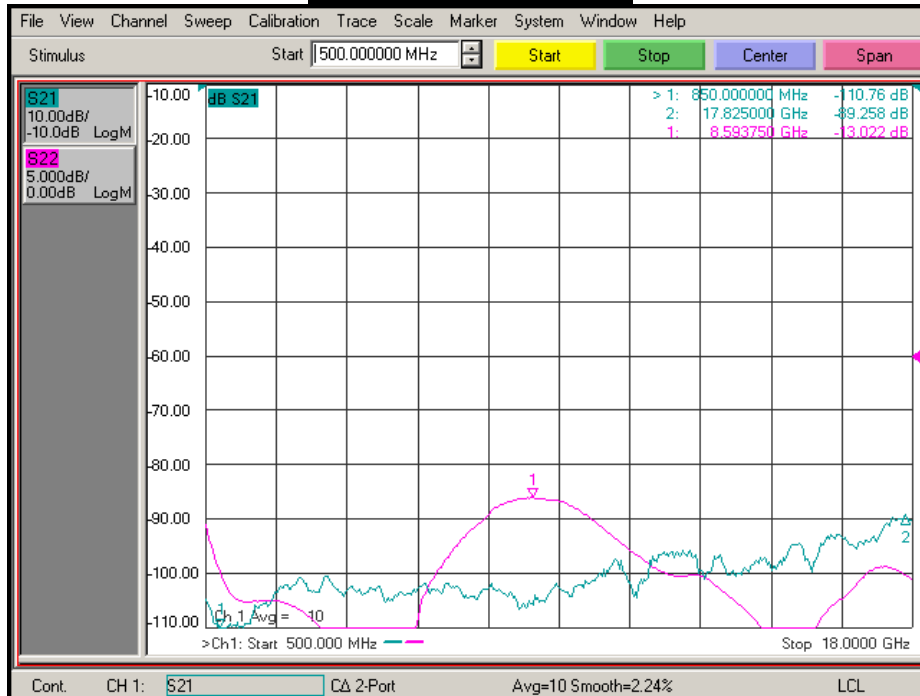


# TYPICAL SUMMARY TEST DATA ON P4T-0R5G18G-70-T-SFF

## J1-J4 Insertion Loss / VSWR



## Isolation / Termination





**TYPICAL SUMMARY TEST  
DATA ON  
P4T-0R5G18G-70-T-SFF**

**J1-J5  
Insertion Loss / VSWR**



**Isolation / Termination**

