

MECHANICAL

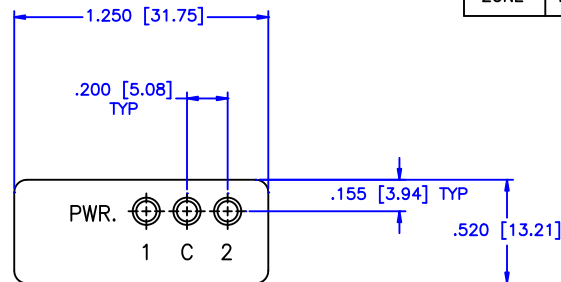
CONTACT: BREAK BEFORE MAKE
ACTUATOR: LATCHING
SWITCHING SPEED: 20 mSEC MAX

ELECTRICAL

ACTUATOR VOLTAGE: 28.0 Vdc
ACTUATOR CURRENT: 0.100 A MAX @ 28.0 Vdc
POWER HANDLING: 200W CW @ 1.0 GHz

ENVIRONMENTAL

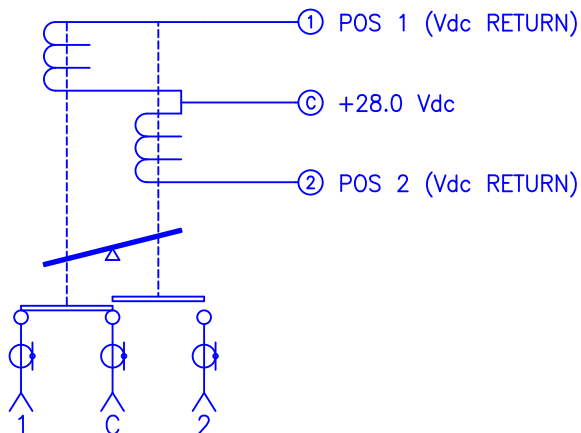
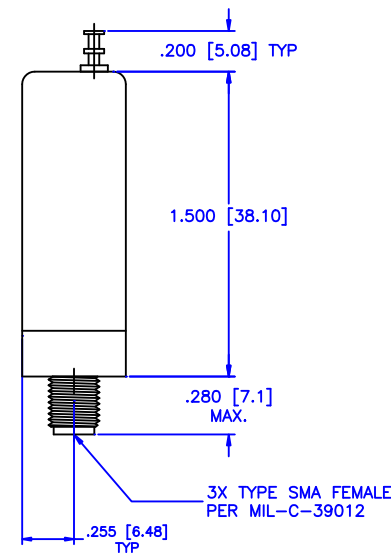
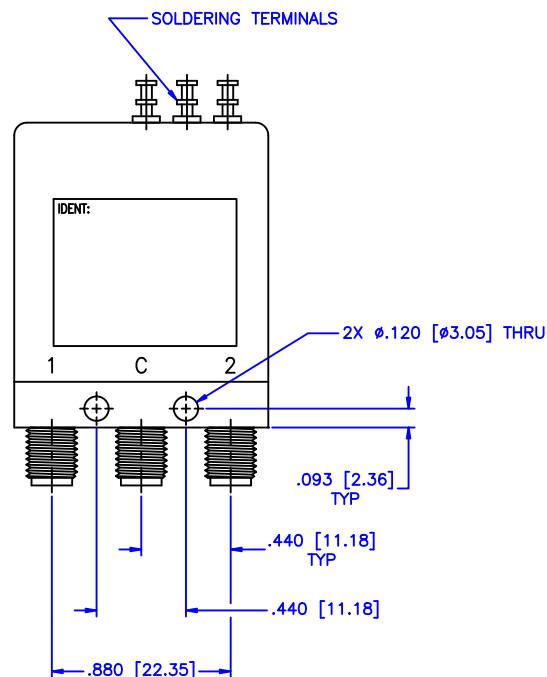
OPERATING TEMP: -54° C TO +90° C
SINE VIBRATION: 30 G'S rms
LIFE: 1,000,000 CYCLES
RANDOM VIBRATION: 20 G'S rms



REVISIONS				
ZONE	REV	DESCRIPTION	Date	APPROVED

SPECIFICATION:

FREQUENCY RANGE (GHz):	DC-2.0	2.0-4.0	4.0-8.0	8.0-12.4	12.4-18.0	18.0-26.5
VSWR (Max.):	1.20:1	1.25:1	1.30:1	1.40:1	1.50:1	1.60:1
INSERTION LOSS (dB):	0.20	0.25	0.30	0.40	0.70	0.070
ISOLATION (dB):	90	80	80	70	60	50
IMPEDANCE (Ohms):	50					



MATERIAL:		MCLI MICROWAVE COMMUNICATIONS LABORATORIES INC. 7255 30TH AVE. N. SAINT PETERSBURG, FL 33710 TEL: (727) 344-6254 FAX: (727) 381-6116 http://WWW.MCLI.COM		SCALE: N/A
UNLESS OTHERWISE SPECIFIED: TOLERANCES IN (INCHES) OR (mm) (MILLIMETERS) FRACTIONS: $\pm 1/64$ DECIMALS: $\pm 0.01 \pm 0.005$ ANGLE: $\pm 1/2^\circ$		DRAWING TITLE: ELECTROMECHANICAL SWITCHES		SHEET: N/A
DRAWN: Paiboon Luekhamhan		DATE: 03-04-2001		PART NO. K2-8-L/28P
APPROVED: T. Nguyen		DATE: 03-04-2001		CAGE CODE: OD2L5
THIRD ANGLE PROJECTION		SIZE: A		REV: N/A
		DO NOT SCALE THE DRAWING		DWG NO. 82184