

8

7

6

5

**Description:**

Low Noise Amplifier designed for Military and Industrial applications. This amplifier is supplied in our standard PE2 housing that can be used as a SMA connectorized or a surface mount component. Other packages and connector types are available.

This model provides the following performance. Data is available upon request.

**Specifications:**

- Frequency Range: 11.0 to 12.0 GHz  
Gain: 30dB Typ.  
Gain Flatness: +/-0.75dB Max.  
Noise Figure: 3.0dB Typ.  
OP1dB: 12dBm Min.  
VSWR Input/Output: 2.0:1 Max.  
DC Voltage Supply: +12 to +15V/DC  
DC Current Draw: 160mA Max.

**Features:**

- Internal Voltage Regulation  
Unconditional Stability  
Standard Operating Temperature -20 to +70 Deg. C

**Available Options:**

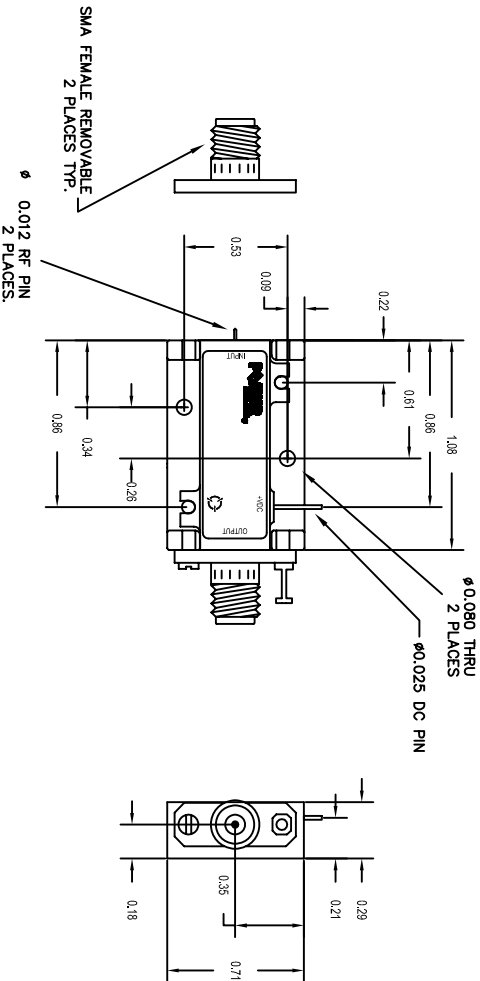
- Various Package types  
Various Connector types  
Temperature Compensation  
Hermetic Sealing  
Gain and Phase Matching  
MIL-STD-883 Screening Available

**Environmental Ratings:**

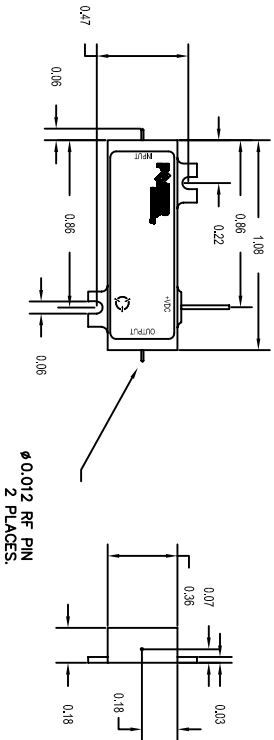
- Temperature: -20 to +70 Deg. C (Operating) ; -55 to +85 Deg C (Available)  
Humidity: MIL-STD-202F, METHOD 103B COND B.  
Shock: MIL-STD-202F, METHOD 213B COND B.  
Altitude: MIL-STD-202F, METHOD 105C COND B.  
Temperature Cycle: MIL-STD-202F, METHOD 107D COND A

Note: The above specifications are subject to change or revision.


**PE2 HOUSING WITH CARRIER**



**PE2 HOUSING WITHOUT CARRIER (SURFACE MOUNT)**



UNLESS OTHERWISE SPECIFIED  
DIMENSIONS ARE IN INCHES  
TOLERANCES ARE:  
FRACTIONS DECIMALS ANGLES  
± .XX ± 0.010 ±  
.XXX ± 0.005

PART NO.		APPROVALS		
MATERIAL:	THRU	DESIGNED	DATE	
6061-T6 Aluminum		K. Mason	8/21/98	PRODUCT FEATURE PE2-30-11G12G-3R0-14-12-SFF
FINISH:				
Gold Plate over Nickel				
DO NOT SCALE DRAWING				
SHEET 1 OF 1				