

ATTENUATOR

CVD DIAMOND CHIP 20 WATTS



DATA SHEET

PART SERIES: CA0505D XX

SHEET 1 OF 2
Dwg 1013085


EN 15-2020
Revision B

FEATURES

- CVD Diamond Substrate
- Small Size
- Highest Thermal Performance
- Excellent Peak Power Capability
- Self Passivated Thin Film Resistors
- Pure Gold Input/Output Pads
- Wire Bondable or Solderable
- Meets NASA Out-Gassing Requirements

APPLICATIONS

- Stabilize Amplifiers
- Improve VSWR Between Stages
- Protect Inputs from Overload
- Set Amplification Gain/Power
- Isolate Oscillators
- Isolate Couplers
- Sample Output Power
- Ideal for Space and Military



GENERAL DESCRIPTION

CVD Diamond Chip Attenuators offer extremely high power ratings and smallest size watt-per-watt of any attenuator configuration on the planet. These attenuators may be used in applications up to 30 GHz and are ideal for military and space applications because of their high power capability, broad frequency response and small, light-weight size. These attenuators are processed using all thin film construction and have pure thin film gold terminals that are both wire bondable and solderable. They are ideal for peak power applications. High reliability tested versions per MIL-PRF-55342 are also available. Select from tape and reel or waffle packaging. These products are S-level approved. They also meet NASA out-gassing requirements for space applications.

ORDERING INFORMATION

Part Identifier:

CA0505D XX

Attenuation Value

SPECIFICATIONS

1.0 ELECTRICAL

Nominal Impedance: 50 ohms
Frequency Range: DC – 26.5 GHz
Attenuation Values Available: 0-10, 15, 20 , 30 dB
Attenuation Accuracy:

ATTENUATION ACCURACY (dB)				
dB VALUE	DC – 8 GHz	8 -12.4 GHz	12.4 – 18 GHz	18 – 26.5 GHz
0	+ 0.25	+ 0.30	+ 0.50	+ 0.70
1 – 6	± 0.25	± 0.30	± 0.50	± 0.75
7 - 10	± 0.25	± 0.30	± 0.50	± 1.00
15	± 0.30	± 0.30	± 0.50	± 1.00
20	± 0.50	± 0.50	± 0.75	± 1.00
30	± 0.50	± 0.50	± 1.00	± 1.50

Input Power CW: 20 Watts
Peak Power: 200 Watts (1 µs pulse width/1% duty cycle)
VSWR:

VSWR (MAX)				
dB VALUE	DC – 8 GHz	8 -12.4 GHz	12.4 – 18 GHz	18 – 26.5 GHz
0-10, 15, 20	1.25:1	1.30:1	1.40:1	1.50:1
30	1.25:1	1.35:1	1.45:1	1.50:1

ATTENUATOR

CVD DIAMOND CHIP 20 WATTS



DATA SHEET

PART SERIES: CA0505D XX

SHEET 2 OF 2
Dwg 1013085

EN 15-2020
Revision B

2.0 ENVIRONMENTAL

Operating Temperature: -55°C to +150°C

Non-operating Temperature: -65°C to +150°C

3.0 MARKING

Unit Marking: None

4.0 QUALITY ASSURANCE

Sample Inspect Per MIL-STD-105, Level II, 1.0% AQL.

Visual and Mechanical Inspection for Conformance to Outline Drawing

Measure DC Attenuation Data Retention - Standard

5.0 PACKAGING

Standard: Waffle Packaging

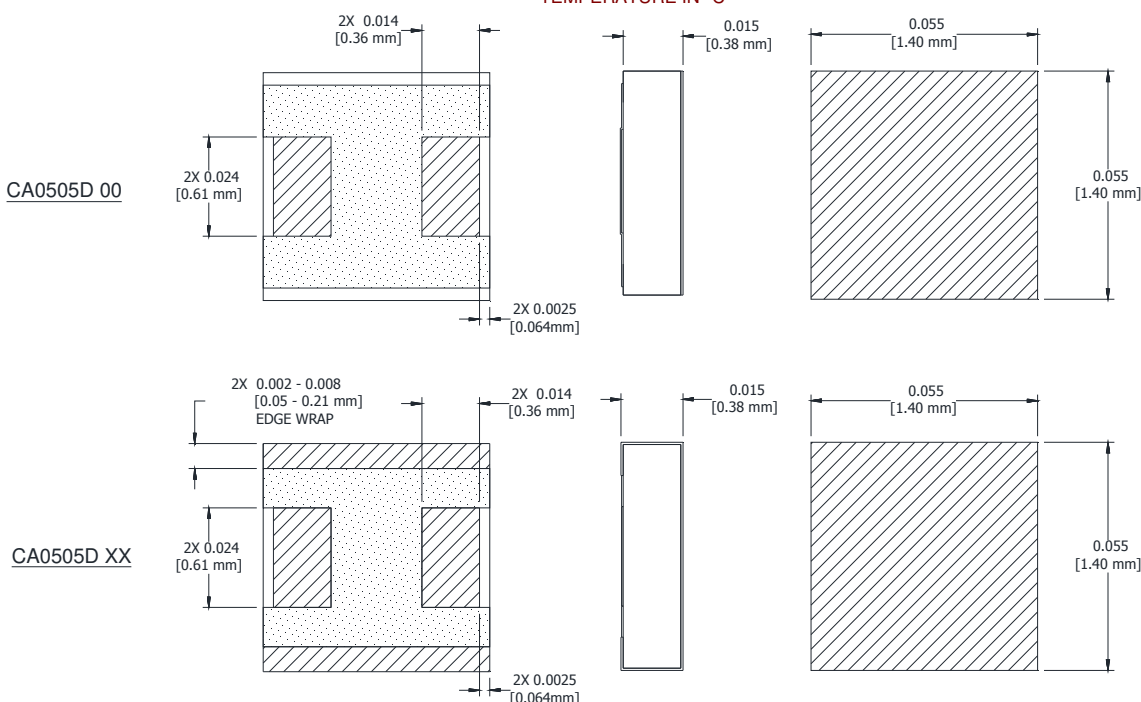
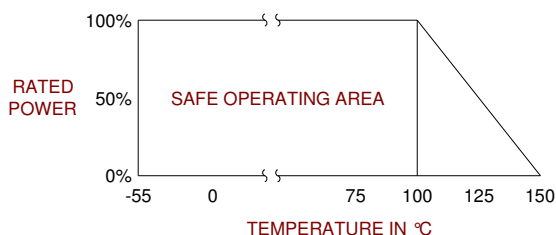
6.0 MECHANICAL

Substrate Material: CVD Diamond

Resistive Film: Tantalum Nitride

Terminal Material: Gold over Nickel

Metric Dimensions: Provided for reference only



Unless Otherwise Specified: TOLERANCE: X.XX = ± 0.01 X.XXX = ± 0.005