

## Tunable Band Pass Filter With N Female Connectors From 750 MHz to 1.5 GHz With a 5% Bandwidth

Fairview Microwave's hand-tunable RF filters are commonly used in lab environments for testing many frequency bands including PCS, UHF, PMR, Tetra, LTE, and WiFi. The tunable band pass filters and band reject filters, also known as band-stop filters or band-rejection filters, are effective in band selection or frequency discrimination with high attenuation greater than 50 dB possible, allowing for excellent noise, harmonic and adjacent-band reduction. Each of the new bandpass filters and band reject filters from Fairview are rated to 50 Watts power handling and are designed with N female connectors. Fairview's all new family of tunable RF filters are available from stock and can ship same-day.



### Features:

- Design: Tunable Filter
- Connector 1: N Female
- Connector 2: N Female

### Electrical Specifications\*

Description	Min	Typ	Max	Units
Usable Frequency	0.75		1.5	GHz
Nominal Bandwidth		5		%
30 dB / 3 dB Ratio		2.2:1		
50 dB / 3 dB Ratio		3.5:1		
Tuning Dial Accuracy	1			%
VSWR			1.5:1	
Insertion Loss			1	dB
Impedance		50		Ohms
Input Power (CW)			50	Watts

\* Values at 25°C, sea level

### Mechanical Specifications

#### Temperature

Operating Range  
Storage Range

-55 to +85 deg C  
-55 to +125 deg C

#### Size

Length  
Width  
Height

9.8 in 248.92 mm  
5.38 in 136.65 mm  
2.75 in 69.85 mm

### Connectors

Description	Connector 1	Connector 2
Type	N Female	N Female

**Compliance Certifications** (visit [www.FairviewMicrowave.com](http://www.FairviewMicrowave.com) for current document)

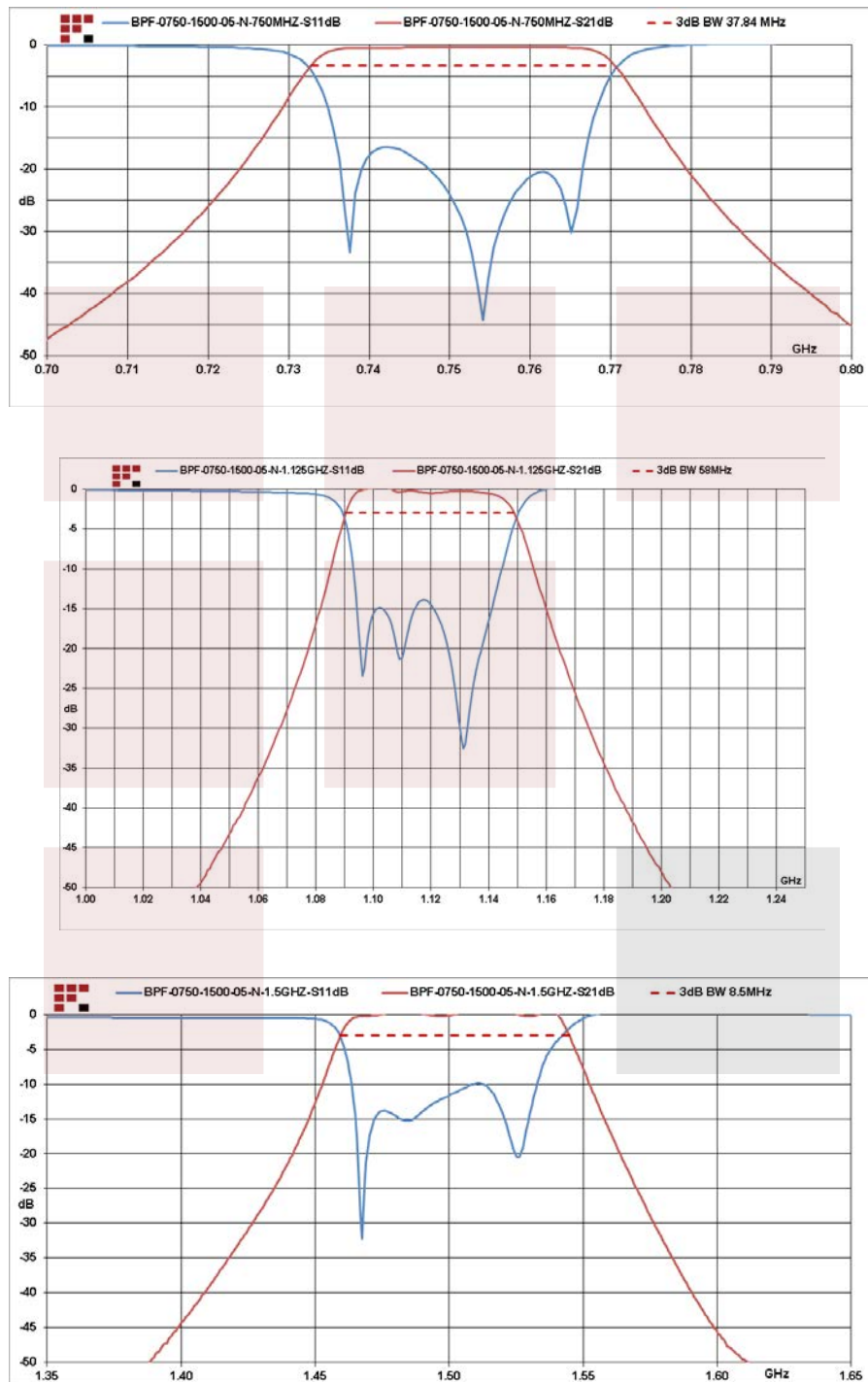
### Plotted and Other Data

Notes:

- Values at 25 °C, sea level

Fairview Microwave  
1130 Junction Dr. #100  
Allen, TX 75013  
Tel: 1-800-715-4396 / (972) 649-6678  
Fax: (972) 649-6689  
[www.fairviewmicrowave.com](http://www.fairviewmicrowave.com)  
[sales@fairviewmicrowave.com](mailto:sales@fairviewmicrowave.com)

## Swept Data




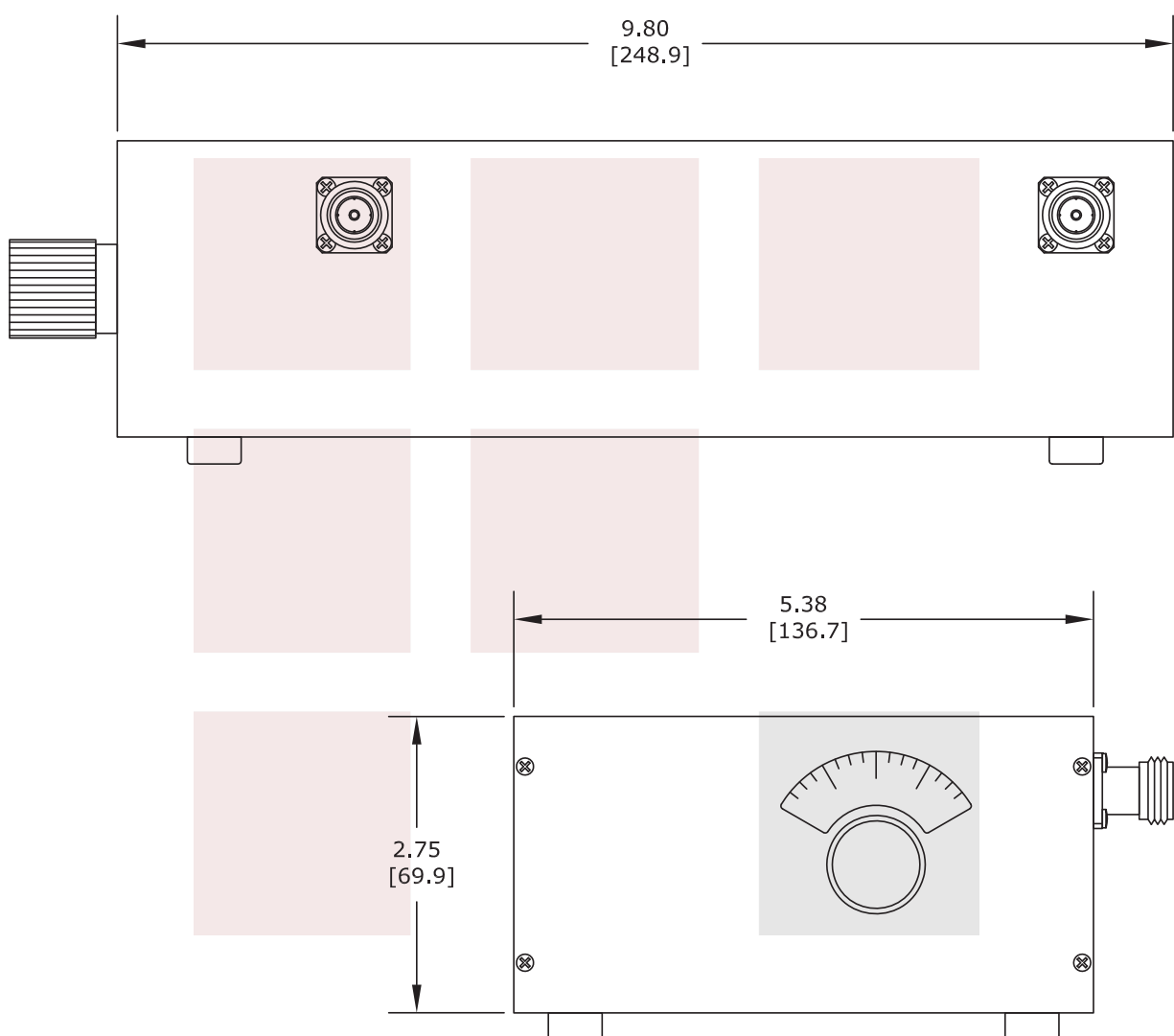
Tunable Band Pass Filter With N Female Connectors From 750 MHz to 1.5 GHz With a 5% Bandwidth from Fairview Microwave is in-stock and available to ship same-day. All of our RF/microwave products are available off-the-shelf from our ISO 9001:2008 certified facilities in Allen, Texas. Fairview Microwave is RF on-demand.

For additional information on this product, please click the following link: [Tunable Band Pass Filter With N Female Connectors From 750 MHz to 1.5 GHz With a 5% Bandwidth SBPF-0750-1500-05-N](#)

URL: <http://www.fairviewmicrowave.com/tunable-band-pass-filter-n-female-750mhz-1.5ghz-sbpf-0750-1500-05-n-p.aspx>

The information contained in this document is accurate to the best of our knowledge and representative of the part described herein. It may be necessary to make modifications to the part and/or the documentation of the part, in order to implement improvements. Fairview Microwave reserves the right to make such changes as required. Unless otherwise stated, all specifications are nominal. Fairview Microwave does not make any representation or warranty regarding the suitability of the part described herein for any particular purpose, and Fairview Microwave does not assume any liability arising out of the use of any part or documentation.





<b>FAIRVIEW MICROWAVE INC.</b> ALLEN, TX 75013 WWW.FAIRVIEWMICROWAVE.COM		NOTES: 1. UNLESS OTHERWISE SPECIFIED ALL DIMENSIONS ARE NOMINAL. 2. ALL SPECIFICATIONS ARE SUBJECT TO CHANGE WITHOUT NOTICE AT ANY TIME. 3. DIMENSIONS ARE IN INCHES [mm].			
TITLE Tunable Band Pass Filter With N Female Connectors From 750 MHz to 1.5 GHz With a 5% Bandwidth		DWG NO SBPF-0750-1500-05-N		CAGE CODE 3FKR5	
CAD FILE	050814	SHEET	SCALE	N/A	SIZE A 2233