



WR-51 Standard Gain Horn Antenna Operates From 15 GHz
to 22 GHz With a Nominal 20 dB Gain WR-51 Input

TECHNICAL DATA SHEET

PE9853-20

WR-51 Standard Gain Horn Antenna Operates From 15 GHz to 22 GHz With a Nominal 20 dB Gain WR-51 Input

Configuration

Design	WR-51 Standard Gain Horn
Frequency Range, GHz	15 to 22
Polarization	Linear
Interface 1	WR-51

Electrical Specifications

Nominal Gain, dB	20
------------------	----

Mechanical Specifications

Size

Length, in [mm]	4.89 [124.21]
Width, in [mm]	2.63 [66.8]
Height, in [mm]	2.035 [51.69]
Weight, lbs [g]	0.35 [158.76]

Compliance Certifications (visit www.Pasternack.com for current document)

Plotted and Other Data

2 Dimensional OML Drawing	PE9853-20
Notes:	Values at 25 °C, sea level

WR-51 Standard Gain Horn Antenna Operates From 15 GHz to 22 GHz With a Nominal 20 dB Gain WR-51 Input from Pasternack Enterprises has same day shipment for domestic and International orders. Our RF, microwave and fiber optic products maintain a 99% availability and are part of the broadest selection in the industry.

Click the following link (or enter part number in "SEARCH" on website) to obtain additional part information including price, inventory and certifications: [WR-51 Standard Gain Horn Antenna Operates From 15 GHz to 22 GHz With a Nominal 20 dB Gain WR-51 Input PE9853-20](#)

URL: <http://www.pasternack.com/standard-gain-horn-waveguide-size-wr51-pe9853-20-p.aspx>

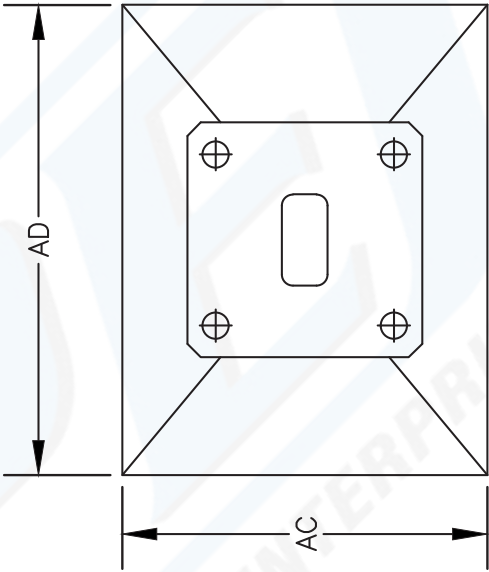
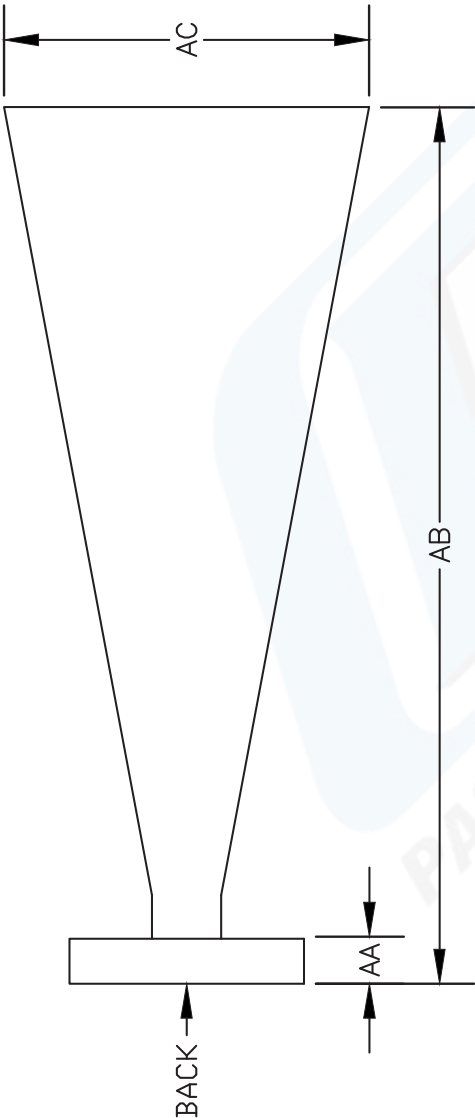
The information contained in this document is accurate to the best of our knowledge and representative of the part described herein. It may be necessary to make modifications to the part and/or the documentation of the part, in order to implement improvements. Pasternack reserves the right to make such changes as required. Unless otherwise stated, all specifications are nominal.

PE9853-20 CAD Drawing

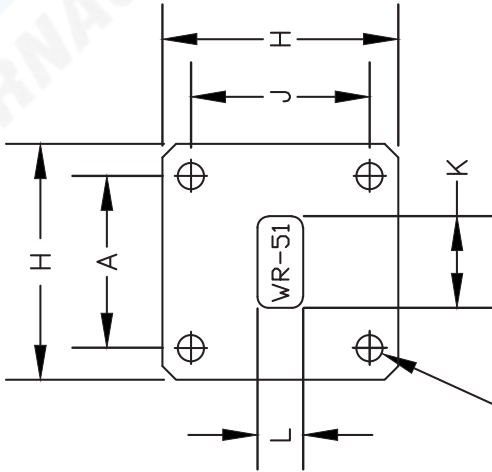
WR-51 Standard Gain Horn Antenna Operates From 15 GHz
to 22 GHz With a Nominal 20 dB Gain WR-51 Input

WR51			
Dimension	Inches		mm
A	0.956		24.28
H	1.315		33.40
J	0.994		25.25
K (±0.005)	0.510		12.95
L (±0.005)	0.255		6.48

AA	0.250	6.35
AB	4.890	124.21
AC	2.035	51.69
AD	2.630	66.80



BACK VIEW



144φ
.147φ
[3.66]φ
[3.73]φ
<4 PLACES>

NOTES:
1. UNLESS OTHERWISE SPECIFIED ALL DIMENSIONS ARE NOMINAL.
2. ALL SPECIFICATIONS ARE SUBJECT TO CHANGE WITHOUT NOTICE AT ANY TIME.
3. DIMENSIONS ARE IN INCHES [mm].

DWG TITLE
PE9853-20

REV. A
FSCM NO. 53919
CAD FILE 100708
SCALE N/A
SIZE A
127

PASTERNACK®
Pasternack Enterprises, Inc.
P.O. Box 16759 | Irvine | CA | 92623
Phone: (949) 261-1920 | Fax: (949) 261-7451
Website: www.pasternack.com | E-Mail: sales@pasternack.com