




Absorptive 1-18GHz Coaxial SP6T Switch



Features

- Ultra Wide Band Operation 1-18GHz
- TTL compatible driver include
- Fast Switching Speed
- Low Insertion Loss and High Isolation
- Customization available upon request
- Hermetically sealed package up to 60,000ft available upon request.

Electrical Specifications, TA = +25° C, With Vdd = +5V, Vss = -5V & VCTL = 0/ +5V

Description	PN: RFSP6TA0118G									
	SP6T Absorptive Switch									
	Low Power Cold Switching									
Parameters	Min	Type	Max	Min	Type	Max	Min	Type	Max	Units
Frequency Range	1-8		8-12		12-18					GHz
Insertion Loss		1.4	1.8		2	2.2		3.3	3.5	dB
Insertion Loss Temperature Coefficient		0.003			0.003			0.003		dB/°C
Isolation	70			60			60			dB
Input VSWR		1.6	2		1.6	2		1.6	2	ratio
Output VSWR		1.6	2		1.6	2		1.6	2	ratio
Power Dissipation (CW)		0.3			0.3			0.3		W
IM3		40			40			40		dBc
1dB Compression P1dB		30			30			30		dBm
Switching Speed			50			50			50	ns
Weight	100									g
Impedance	50									Ω
Biasing(+5V/-5V)	240/50									mA
Input /Output Connector	SMA-Female/SMA-Female (Standard)									
Finishing	Gold Plating									
Material	Aluminum									
Seal	Hermetically Sealed (optional)									



Absolute Maximum Ratings

Biasing	+5V/-5V
TTL Control Voltage	+5V/0V
RF Input power	+30dBm
Operating Temperature(°C)	-45 ~ +85
Storage Temperature(°C)	-50 ~ +125

Ordering Information

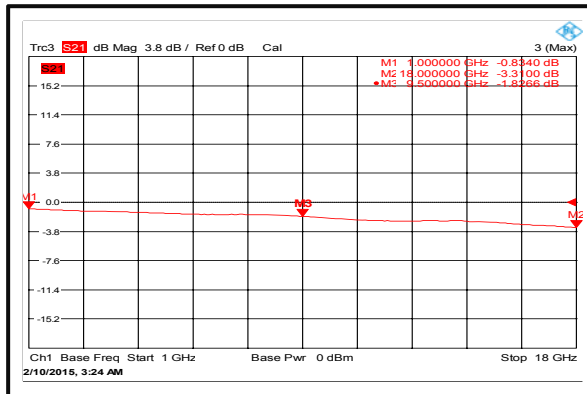
Part No	ECCN	Description
RFSP6TA0118G	EAR99	SP6T 1-18GHz PIN Diode Switch

Environment specifications

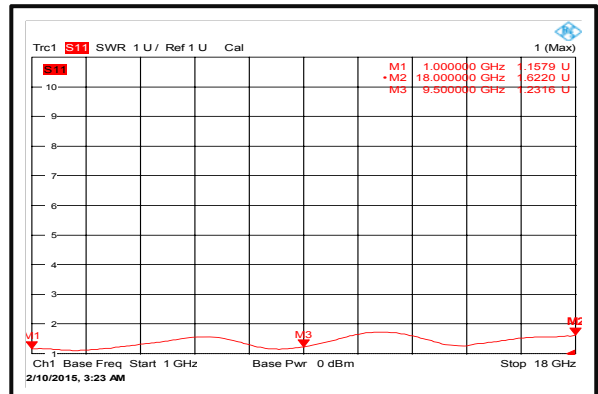
Operational Temperature (°C)	-45 ~ +85
Storage Temperature (°C)	-50 ~ +125
Altitude	30,000 ft. (Epoxy Seal Controlled environment) 60,000 ft 1.0psi min (Hermetically Seal Un-controlled environment) (Optional)
Vibration	25g rms (15 degree 2KHz) endurance, 1 hour per axis
Humidity	100% RH at 35c, 95%RH at 40°C
Shock	20G for 11msc half sin wave, 3 axis both directions

performance plots

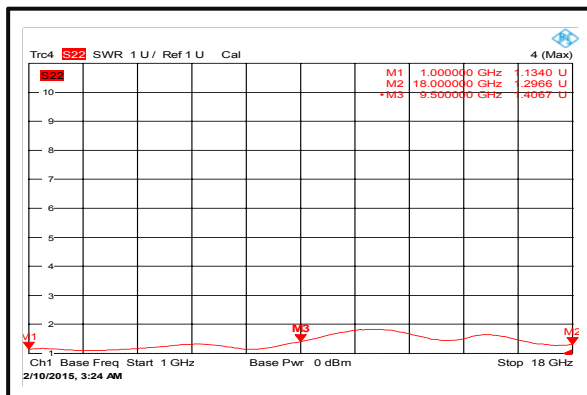
Insertion Loss



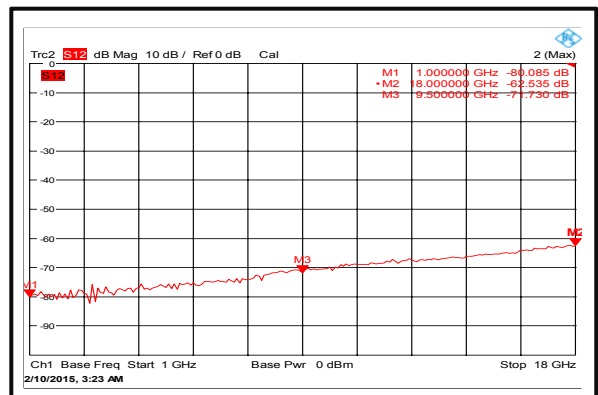
Input VSWR



Output VSWR




Isolation







Output Third Order Intercept (IP₃)



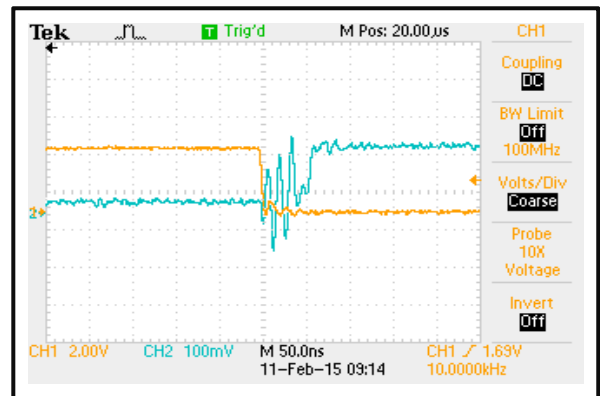
P1dB vs. Frequency



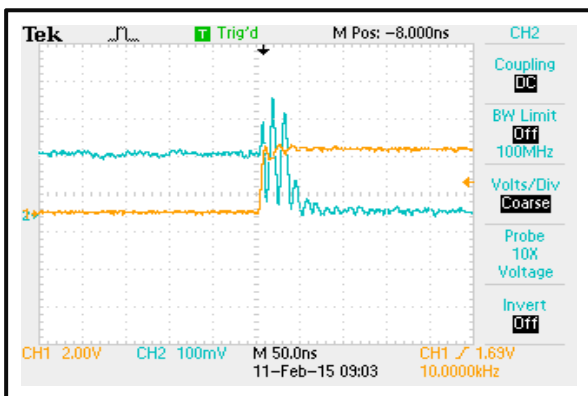
The datasheet for test 1dB



Switching Speed



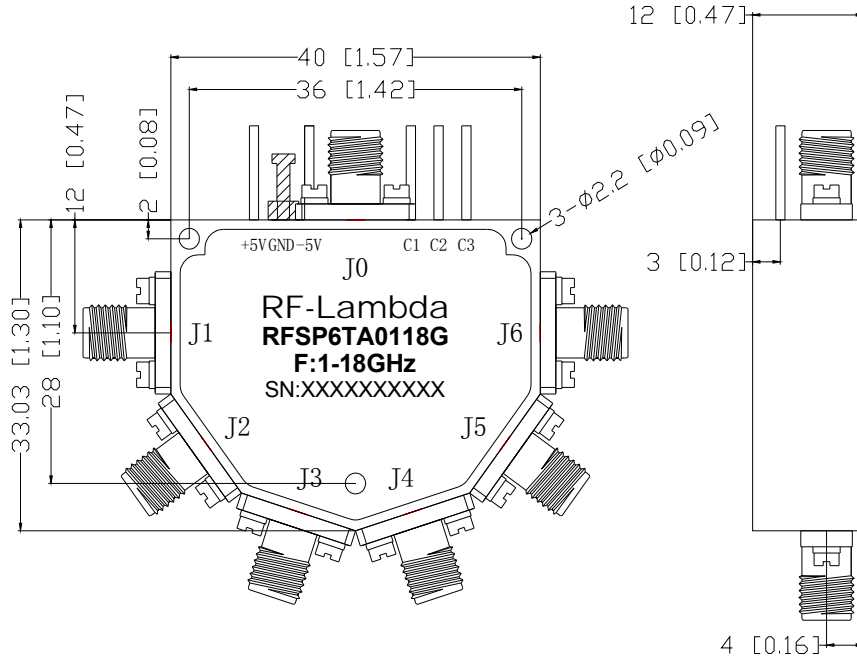
Switching Speed





Outline Drawing:

All Dimensions in mm (inches)



Truth Table

Control Input TTL			Signal Path State
C3	C2	C1	
0	0	0	J0-J1
0	0	1	J0-J2
0	1	0	J0-J3
0	1	1	J0-J4
1	0	0	J0-J5
1	0	1	J0-J6

Control Pin Customization available upon request



Absorptive Coaxial Single Pole Six Throw Switch 1-18GHz

Important Notice

The information contained herein is believed to be reliable. RF-Lambda makes no warranties regarding the information contained herein. RF-Lambda assumes no responsibility or liability whatsoever for any of the information contained herein. RF-Lambda assumes no responsibility or liability whatsoever for the use of the information contained herein. The information contained herein is provided "AS IS, WHERE IS" and with all faults, and the entire risk associated with such information is entirely with the user. All information contained herein is subject to change without notice. Customers should obtain and verify the latest relevant information before placing orders for RF-Lambda products. The information contained herein or any use of such information does not grant, explicitly or implicitly, to any party any patent rights, licenses, or any other intellectual property rights, whether with regard to such information itself or anything described by such information. RF-Lambda products are not warranted or authorized for use as critical components in medical, life-saving, or life sustaining applications, or other applications where a failure would reasonably be expected to cause severe personal injury or death.