




HASCO, INC
COMPONENTS DISTRIBUTOR

(888) 498-3242 • www.hasco-inc.com



HVNA26® Series 26.5 GHz Phase Stable Test Cable For Vector Network Analyzer

FEATURES



- RoHs Compliant
- Extra rugged and long-life performance
- High stability for test lab precision measurements
- Negligible changes of phase & amplitude after flexing
- Phase Stability vs. Flexure: $\pm 2.5^\circ$ @ 26.5 GHz (When wrapped 90° around a 2" radius mandrel)
- Cable Insertion Loss: 0.79 dB per ft @ 26.5 GHz
- Excellent Amplitude Stability: < 0.05 dB through 26.5 GHz

ELECTRICAL SPECIFICATIONS

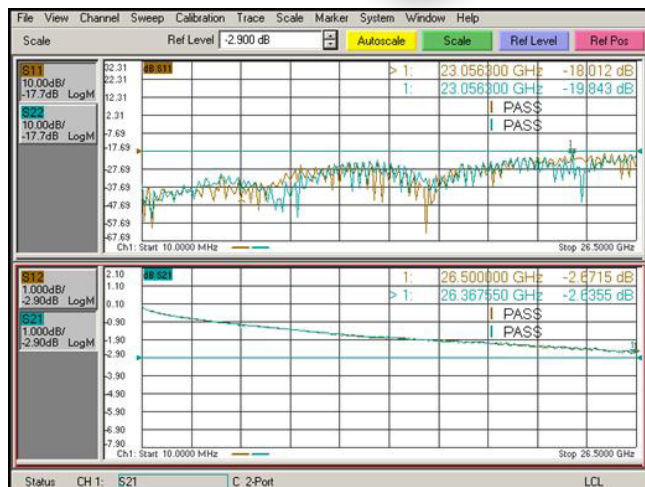
Max Frequency (GHz)	26.5				
Capacitance (pF/Ft)	29.4				
Velocity Propagation (%)	70				
RF Leakage @ 18 GHz (dB)	<-95				
Time Delay (ns/Ft)	1.40				
Impedance (Ohms)	50				
Frequency (GHz)	2	6	10	18	26.5
Power CW (Watts)	420	215	140	125	75
Phase Stability vs. Flexure ($^\circ$)	± 0.19	± 0.57	± 0.94	± 1.7	± 2.5

MECHANICAL SPECIFICATIONS

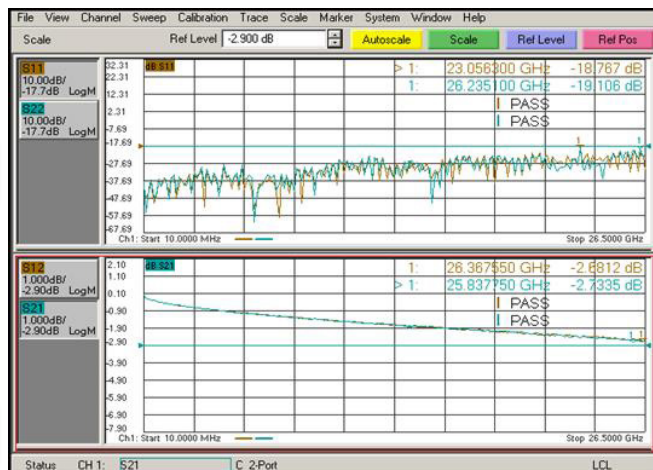
Cable Outer Braid Max Dia. (Inch)	0.6
Min. bend radius (Inch)	1.5
Recommend Bend Radius (Inch)	2
Temperature Range ($^\circ$ C)	-40 to +105

MATERIALS AND FINISHES

DESCRIPTION	MATERIALS	FINISH OR COLOR
Cable Outer Braid	Polyester-PET	Black
Marker	Mil-I-23053	White
Contacts	BeCu	Gold Plated
Insulators	PEEK	None
Connector Bodies (35P)	Stainless Steel & Aluminum Alloy	Passivated / Electrophoresis
Connector Bodies (NMD35)	Stainless Steel	Passivated
Connector Nuts (35P)	Stainless Steel & Aluminum	Passivated
Gasket (35P)	Silicon Rubber	A-A-59588



Test #1: NMD 3.5mm F to 3.5mm M, 36 inches, DC - 26.5GHz



Test #2: NMD 3.5mm F to 3.5mm M, 36 inches, DC - 26.5GHz

HOW TO ORDER: HVNA26-XX-XX-L***

I 2A 2B 3

***Example: HVNA26-NMD35J-35P-24

1. Cable Type
2. Connectors: (A&B)
NMD35J = NMD 3.5mm Female
35P = 3.5mm Male
3. Length in Inches L = Inches