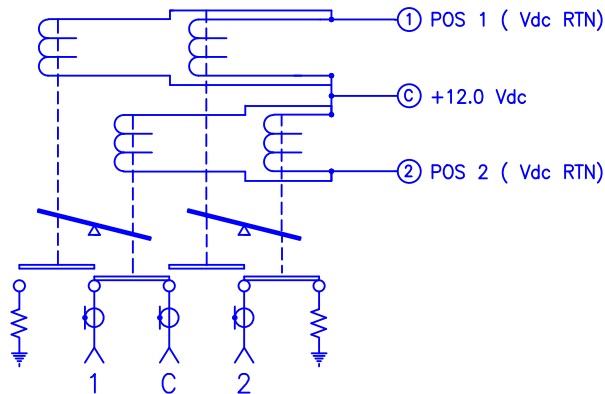
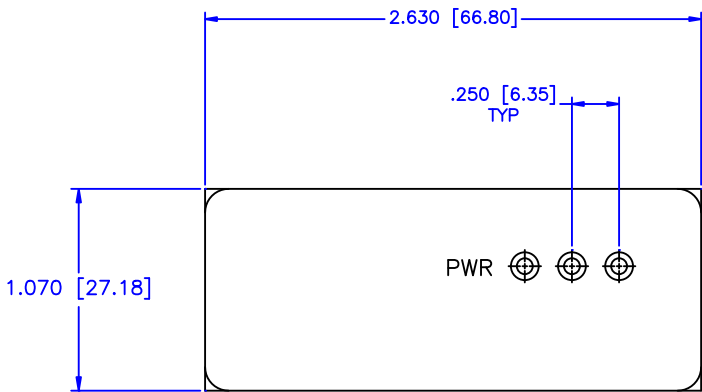
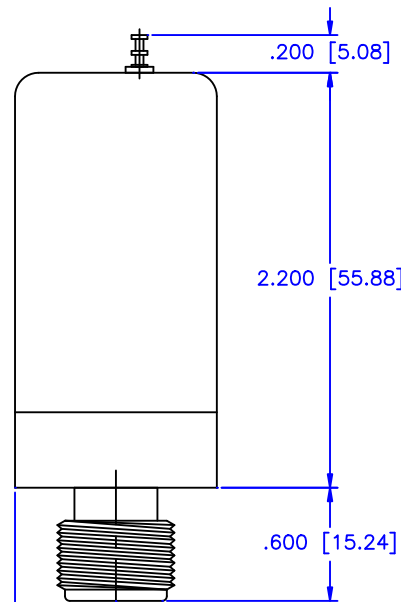
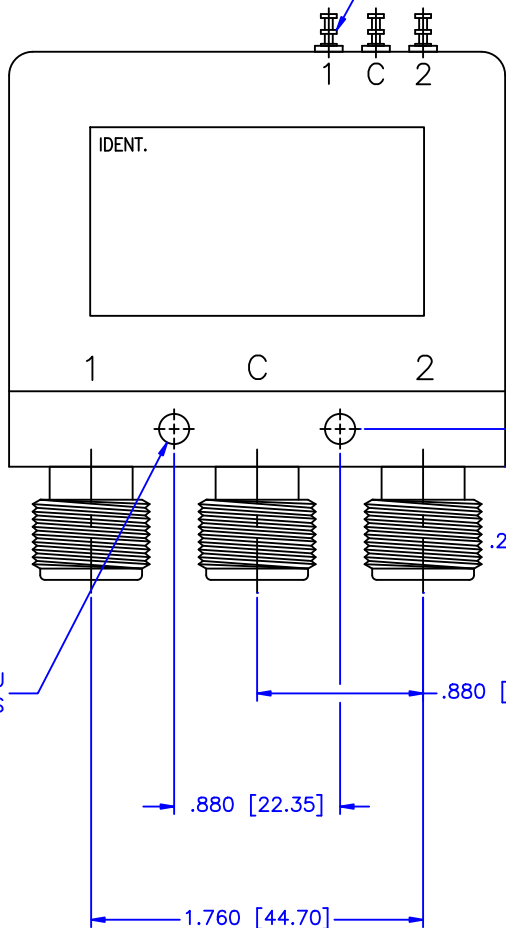


REVISIONS				
ZONE	REV	DESCRIPTION	DATE	APPROVED
	0	ORIGINAL RELEASE	8/25/00	



SOLDER TERMINALS



$\phi .160 \pm .007$ [4.06] THRU (2) PLACES

TYPE N FEMALE
PER MIL-C-39012
(3) PLACES

MATERIAL:		MCLI MICROWAVE COMMUNICATIONS LABORATORIES INC. 7255 30TH AVE. N. SAINT PETERSBURG, FL 33710 TEL: (727) 344-6254 FAX: (727) 381-6116 http://WWW.MCLI.COM		SCALE: N/A	
				SHEET: N/A	
DRAWN: Paiboon Luekhamhan DATE: 08-11-2003 APPROVED: T. Nguyen DATE: 08-11-2003		UNLESS OTHERWISE SPECIFIED: TOLERANCES IN (INCHES) OR [mm] (MILLIMETERS) FRACTIONS: $\pm 1/64$ DECIMALS: $\pm .01 \pm .005$ ANGLE: $\pm 1/2^\circ$		DRAWING TITLE: ELECTROMECHANICAL SWITCHES	
		PART NO. K6-2-L/12P CAGE CODE: 0D2L5 SIZE: V REV: N/A DWG NO. 82250		DO NOT SCALE THE DRAWING	

