



DOUBLE-BALANCED MIXERS

M9-0943



Features

- LO/RF 9.0 to 43.0 GHz
- IF DC to 43.0 GHz
- 8 to 25 Typical Conversion Loss
- Ultra-Broadband

Electrical Specifications - Specifications guaranteed from -55 to +100°C, measured in a 50-Ohm system.

Parameter	LO (GHz)	RF (GHz)	IF (GHz)	Min	Typ	Max	Diode Option LO drive level (dBm)
Conversion Loss (dB)	9.0-43.0	9.0-43.0	DC-43.0		8.0-25.0		
Isolation (dB)							
LO-RF	9.0-43.0	9.0-43.0			TBD		
LO-IF	9.0-43.0	9.0-43.0			TBD		
RF-IF	9.0-43.0	9.0-43.0			TBD		
Input 1 dB Compression (dBm)	9.0-43.0	9.0-43.0			TBD		L (+10 to +13)
Input Two-Tone Third Order Intercept Point (dBm)	9.0-43.0	9.0-43.0			TBD		L (+10 to +13)

Part Number Options

Please specify diode level and package style by adding to model number.	
Package Style(s)	Example
NVA	M9-0943 <u>L</u> NVA

Marki Microwave reserves the right to make changes to the product(s) or information contained herein without notice. Marki Microwave makes no warranty, representation or guarantee regarding the suitability of its products for any particular purpose, nor does Marki Microwave assume any liability whatsoever arising out of the use of or application of any product.

215 Vineyard Court, Morgan Hill, CA 95037 | Ph: 408.778.4200 | Fax 408.778.4300 | info@markimicrowave.com



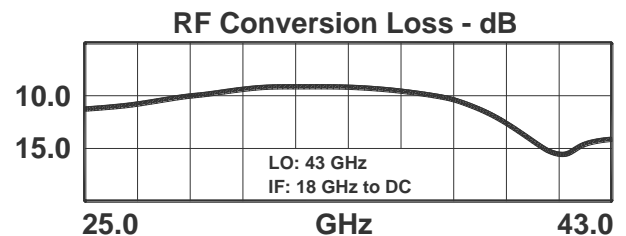
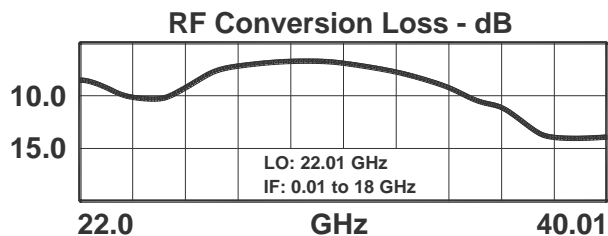
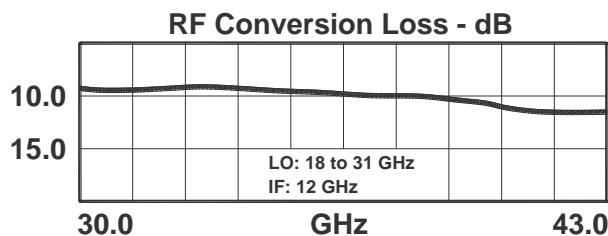
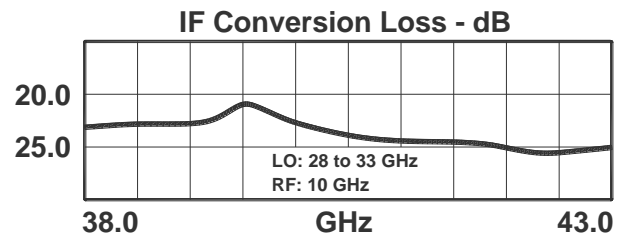
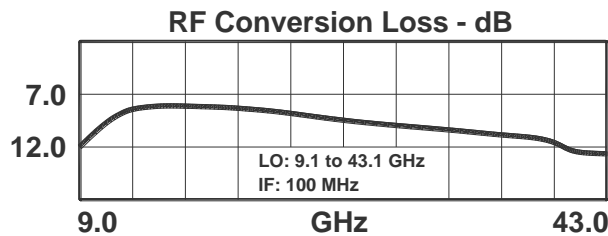
DOUBLE-BALANCED MIXERS

Page 2

M9-0943

**LO/RF 9.0 to 43.0 GHz
IF DC to 43.0 GHz**

Typical Performance



DATA SHEET NOTES:

1. Mixer Noise Figure typically measures within +0.5 dB of conversion loss for IF frequencies greater than 5 MHz.
2. Conversion Loss typically degrades less than 0.5 dB for LO drives 2 dB below the lowest and 3 dB above highest nominal LO drive levels.
3. Conversion Loss typically degrades less than 0.5 dB at +100°C and improves less than 0.5 dB at -55°C.
4. Maximum input power is +23 dBm at +25°C, derated linearly to +20 dBm at +100°C.
5. Specifications are subject to change without notice. Contact Marki Microwave for the most recent specifications and data sheets.
6. Catalog mixer circuits are continually improved. Configuration control requires custom mixer model numbers and specifications.

Marki Microwave reserves the right to make changes to the product(s) or information contained herein without notice. Marki Microwave makes no warranty, representation, or guarantee regarding the suitability of its products for any particular purpose, nor does Marki Microwave assume any liability whatsoever arising out of the use or application of any product.

© Marki Microwave, Inc.



215 Vineyard Court, Morgan Hill, CA 95037 | Ph: 408.778.4200 | Fax 408.778.4300 | info@markimicrowave.com

www.markimicrowave.com