

High Frequency Ceramic Solutions

450 MHz Directional Coupler

P/N 0450CP14A0040

Detail Specification: 11/30/06

Page 1 of 2

General Specifications

Part Number	0450CP14A0040
Frequency (MHz)	450
Insertion Loss	0.2 dB max.
Return Loss	20.8 dB min.
Coupling	27.5 ± 2.0 dB
Isolation	45.0 dB min.

Impedance	50 Ω
Input Power	3 Watt max.
Operating Temperature	-40 to +85°C
Storage Temperature	-40 to +85°C
Reel Quantity	4,000

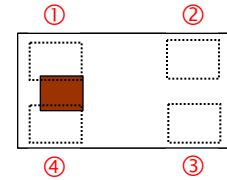
P/N Suffix	Packaging	Bulk	Suffix = S	Eg. 0450CP14A0040S
	Style	T & R	Suffix = E	Eg. 0450CP14A0040E
	Termination Style	100% Tin	Suffix = None	Eg. 0450CP14A0040(E or S)
		Tin / Lead	Suffix = /Pb	Eg. 0450CP14A0040(E or S)/Pb

Mechanical Dimensions

	In	mm
L	0.063 ± 0.004	1.60 ± 0.10
W	0.033 ± 0.004	0.84 ± 0.10
T	0.024 ± 0.004	0.60 ± 0.10
A	0.010 ± 0.002	0.25 ± 0.05
B	0.008 ± 0.002	0.20 ± 0.05
S	0.002 ± 0.002	0.05 ± 0.05

Terminal Configuration

No.	Function
1	IN
2	Main Out
3	Termination
4	Coupled Out

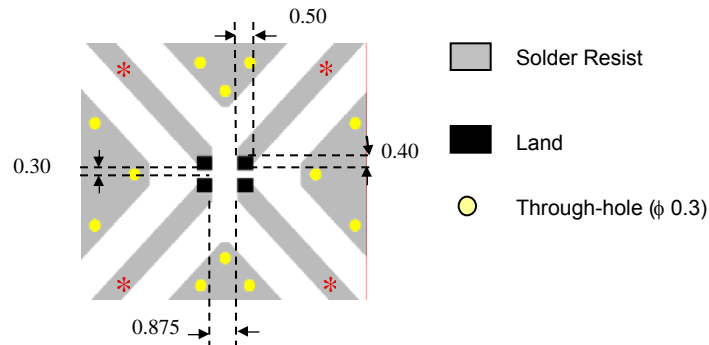


Mounting Considerations

Mount these devices with brown mark facing up.

* Line width should be designed to provide 50 ohm impedance, depending on PCB material and thickness

Units: mm



Johanson Technology, Inc. reserves the right to make design changes without notice.

All sales are subject to Johanson Technology, Inc. terms and conditions.



www.johansontechology.com

931 Via Alondra • Camarillo, CA 93012 • TEL 805.389.1166 FAX 805.389.1821

2003 Johanson Technology, Inc. All Rights Reserved

High Frequency Ceramic Solutions

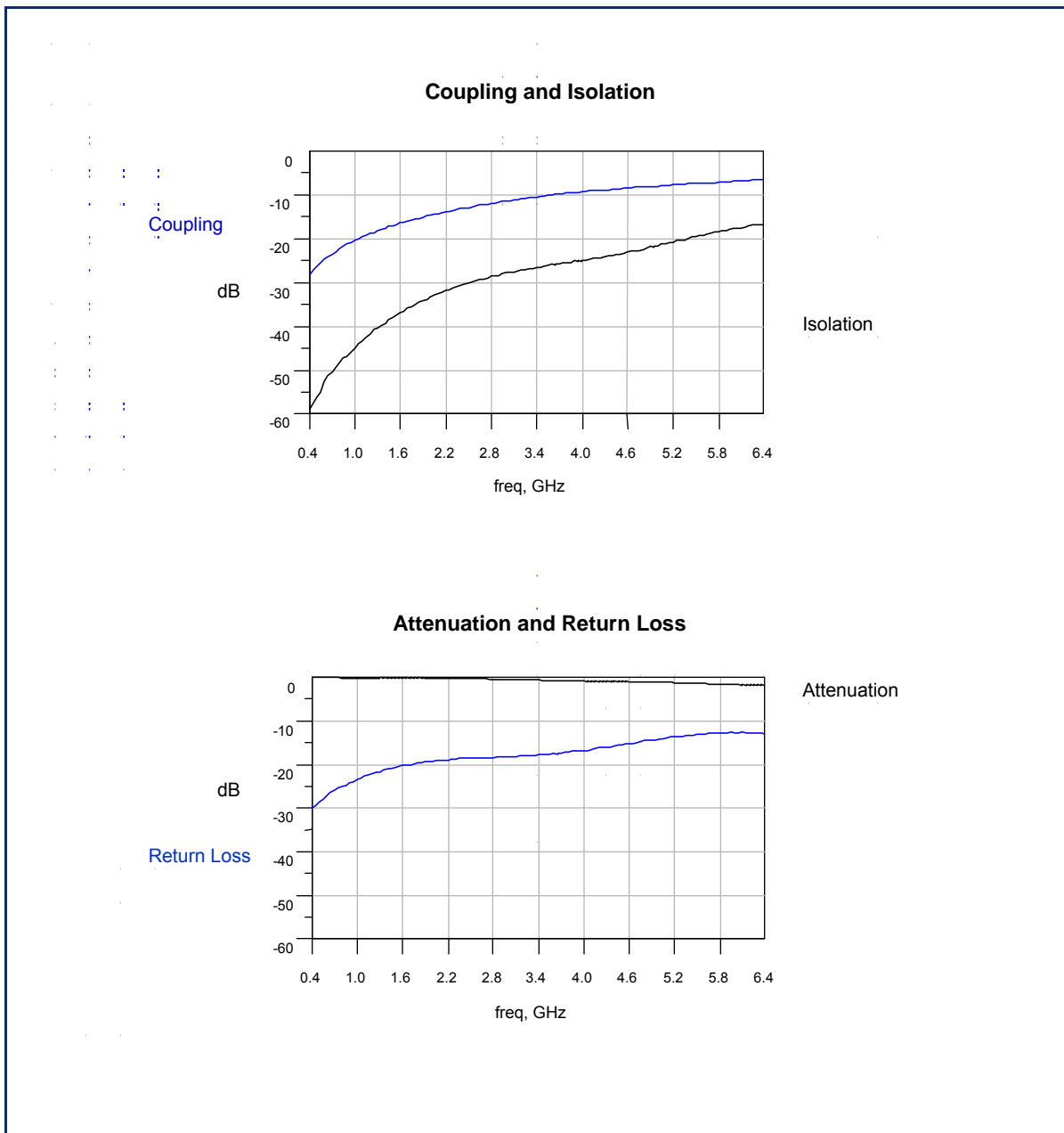
450 MHz Directional Coupler

P/N 0450CP14A0040

Detail Specification: 11/30/06

Page 2 of 2

Typical Electrical Performance (T=25°C)



Johanson Technology, Inc. reserves the right to make design changes without notice.

All sales are subject to Johanson Technology, Inc. terms and conditions.



www.johansontechnology.com

931 Via Alondra • Camarillo, CA 93012 • TEL 805.389.1166 FAX 805.389.1821

2003 Johanson Technology, Inc. All Rights Reserved