



Transfer Electromechanical Relay Switch DC to 12.4 GHz,
N, 50 Watts, 28V Control with Indicators, Latching, TTL

TECHNICAL DATA SHEET

PE71S6173

The PE71S6173 is a Transfer Switch that operates from DC to 12.4 GHz. The switch has a Latching actuator, Indicators, TTL Control, and 1M life cycles. The switch has an operating voltage of +28 Volts.

Features

- Transfer Switch
- DC to 12.4 GHz Operating Frequency Range
- 1 M Cycles min
- Latching Switch
- Indicator
- TTL Control

Applications

- Test & Measurement
- Communications System
- Instrumentation

Electrical Specifications

Frequency Range	DC to 12.4 GHz
Impedance	50 Ohms
Actuator	Indicators, Latching, TTL Logic
Actuating Current	135 mA
Control Voltage	28 Volts
TTL Inputs (E): - High Level	2.4 to 5 Volts / at 5 Volts
- Low Level	0 to 0.8 Volts / at 0.8 Volts
TTL Control	"1": On, "0": Off, Enable: 5V, Disable: 0V
Trigger	"on" = 2.4 Volts
	"off" = 0.8 Volts
RF Input Power (Max CW)	50 Watts

RF Characteristic

Description	Band 1	Band 2	Band 3	Band 4	Band 5	Units
Frequency Range	DC to 4	4 to 8	8 to 12.4			GHz
VSWR, Max	1.2:1	1.3:1	1.45:1			
Insertion Loss, Max	0.2	0.3	0.4			dB
Isolation, Min	80	70	60			dB

Mechanical Specifications

Connector Type	N Female
Operating Life	1,000,000
Terminals	Solder Pins
Switching Time (nominal voltage, 25°C)	20 ms Max

Environmental Specifications

Temperature	
Operating Range	-25 to +65 deg C

Click the following link (or enter part number in "SEARCH" on website) to obtain additional part information including price, inventory and certifications: [Transfer Electromechanical Relay Switch DC to 12.4 GHz, N, 50 Watts, 28V Control with Indicators, Latching, TTL PE71S6173](#)



Transfer Electromechanical Relay Switch DC to 12.4 GHz,
N, 50 Watts, 28V Control with Indicators, Latching, TTL

TECHNICAL DATA SHEET

PE71S6173

Environment

Designed to Meet MIL-DTL-3928

Compliance Certifications (visit www.Pasternack.com for current document)
Not RoHS Compliant

Plotted and Other Data

Notes:

- Values at +25 °C, sea level
- ESD Sensitive Material, Transport material in Approved ESD bags. Handle only in approved ESD Workstation.



Click the following link (or enter part number in "SEARCH" on website) to obtain additional part information including price, inventory and certifications: [Transfer Electromechanical Relay Switch DC to 12.4 GHz, N, 50 Watts, 28V Control with Indicators, Latching, TTL PE71S6173](#)

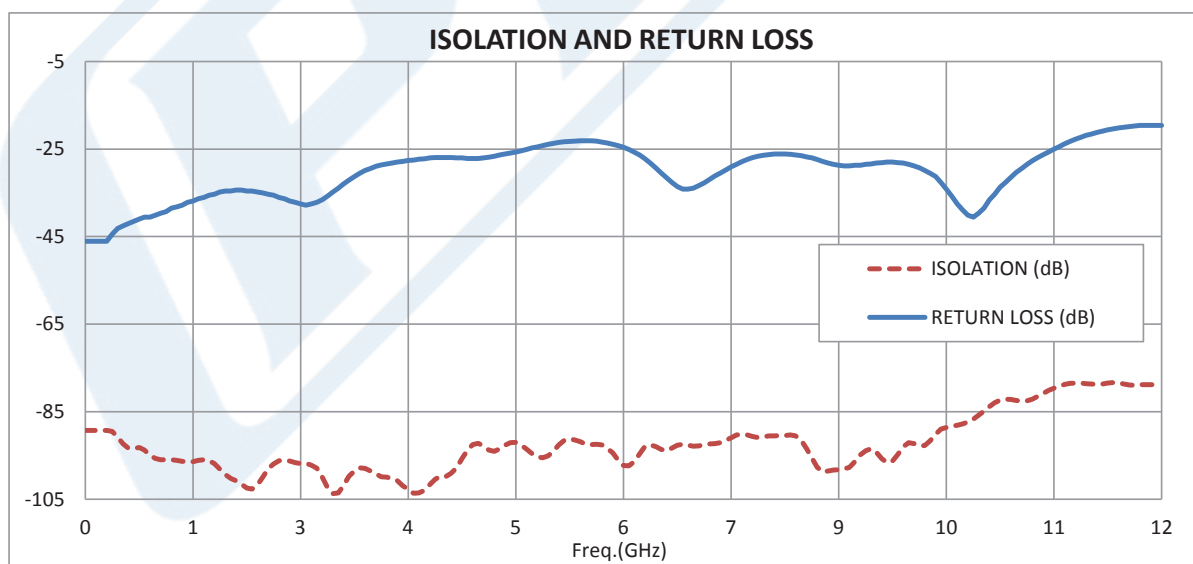
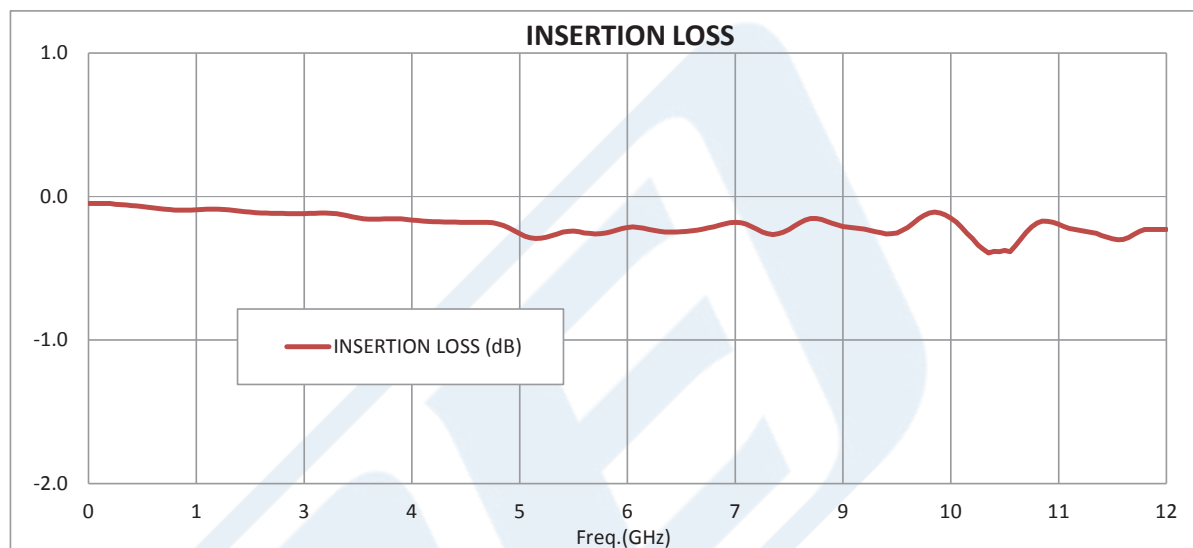


Transfer Electromechanical Relay Switch DC to 12.4 GHz,
N, 50 Watts, 28V Control with Indicators, Latching, TTL

TECHNICAL DATA SHEET

PE71S6173

Typical Performance Data



Click the following link (or enter part number in "SEARCH" on website) to obtain additional part information including price, inventory and certifications: [Transfer Electromechanical Relay Switch DC to 12.4 GHz, N, 50 Watts, 28V Control with Indicators, Latching, TTL PE71S6173](#)



Transfer Electromechanical Relay Switch DC to 12.4 GHz,
N, 50 Watts, 28V Control with Indicators, Latching, TTL

TECHNICAL DATA SHEET

PE71S6173

Transfer Electromechanical Relay Switch DC to 12.4 GHz, N, 50 Watts, 28V Control with Indicators, Latching, TTL from Pasternack Enterprises has same day shipment for domestic and International orders. Our RF, microwave and millimeter wave products maintain a 99% availability and are part of the broadest selection in the industry.

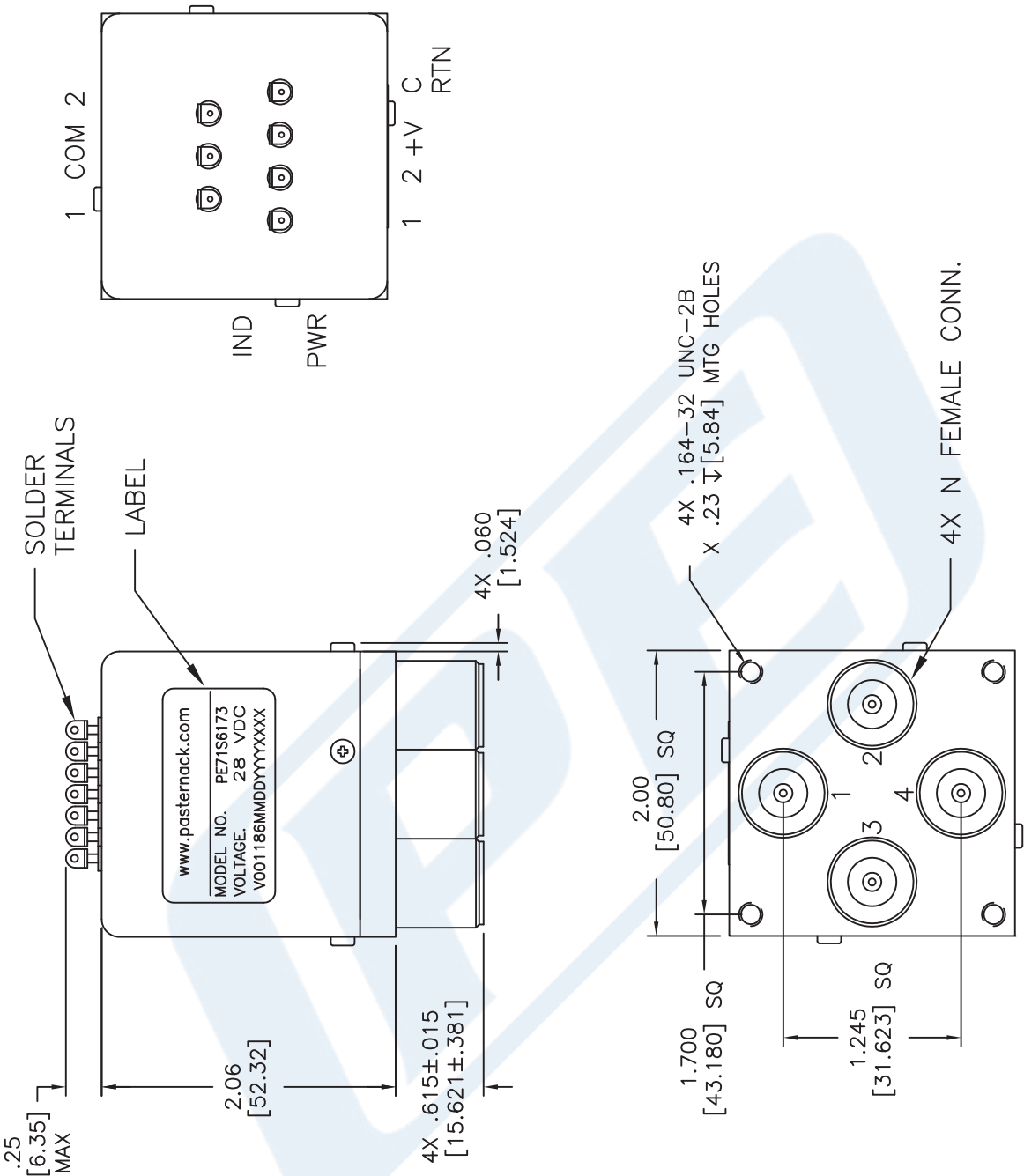
Click the following link (or enter part number in "SEARCH" on website) to obtain additional part information including price, inventory and certifications: [Transfer Electromechanical Relay Switch DC to 12.4 GHz, N, 50 Watts, 28V Control with Indicators, Latching, TTL PE71S6173](http://www.pasternack.com/n-transfer-electromechanical-relay-switch-12.4-ghz-indicators-latching-ttl-logic-pe71s6173-p.aspx)

URL: <http://www.pasternack.com/n-transfer-electromechanical-relay-switch-12.4-ghz-indicators-latching-ttl-logic-pe71s6173-p.aspx>

The information contained in this document is accurate to the best of our knowledge and representative of the part described herein. It may be necessary to make modifications to the part and/or the documentation of the part, in order to implement improvements. Pasternack reserves the right to make such changes as required. Unless otherwise stated, all specifications are nominal. Pasternack does not make any representation or warranty regarding the suitability of the part described herein for any particular purpose, and Pasternack does not assume any liability arising out of the use of any part or documentation.

PE71S6173 CAD Drawing

Transfer Electromechanical Relay Switch DC to 12.4 GHz, N,
50 Watts, 28V Control with Indicators, Latching, TTL



UNLESS OTHERWISE SPECIFIED DIMENSIONS ARE IN INCHES. TOLERANCES ARE:		
DECIMALS	ANGLES	FRACTIONS
.XX ± .03 (0.76)	±1°	±1/16
.XXX ± .010 (0.254)		
HOLE DIAMETER	TOLERANCE	
.0135 TO .125 (0.343 TO 3.175)	+.004 TO -.001 (+0.102 TO -0.025)	
.126 TO .250 (3.200 TO 6.350)	+.005 TO -.001 (+0.127 TO -0.025)	
.251 TO .500 (6.375 TO 12.700)	+.006 TO -.001 (+0.152 TO -0.025)	
.501 TO .750 (12.725 TO 19.050)	+.008 TO -.001 (+0.203 TO -0.025)	
.751 TO 1.000 (19.075 TO 25.400)	+.010 TO -.001 (+0.254 TO -0.025)	
1.001 TO 2.000 (25.425 TO 50.800)	+.012 TO -.001 (+0.305 TO -0.025)	

* THESE DIMENSIONS AND TOLERANCES
SUPERSEDE NOTE #1 ON TITLE BLOCK.

PE PASTERNAK®
THE ENGINEER'S RF SOURCE
Pasternack Enterprises, Inc.
P.O. Box 16759 | Irvine | CA | 92623
Phone: (949) 261-1920 | Fax: (949) 261-7451
Website: www.pasternack.com | E-Mail: sales@pasternack.com

DWG TITLE
PE71S6173

NOTES:
1. UNLESS OTHERWISE SPECIFIED ALL DIMENSIONS ARE NOMINAL.
2. ALL SPECIFICATIONS ARE SUBJECT TO CHANGE WITHOUT NOTICE AT ANY TIME.
3. DIMENSIONS ARE IN INCHES [mm].

FSCM NO. 53919

CAD FILE 042715

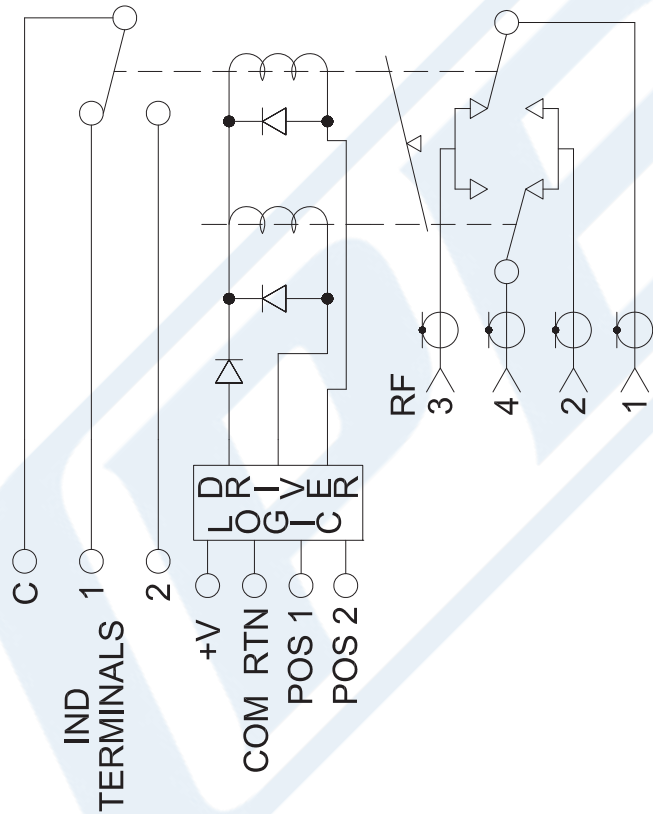
SCALE N/A

SIZE A

2233

PE71S6173 CAD Drawing

Transfer Electromechanical Relay Switch DC to 12.4 GHz, N,
50 Watts, 28V Control with Indicators, Latching, TTL



SCHEMATIC LATCHING SHOWN IN POSITION 1

NOTES:
1. UNLESS OTHERWISE SPECIFIED ALL DIMENSIONS ARE NOMINAL.
2. ALL SPECIFICATIONS ARE SUBJECT TO CHANGE WITHOUT NOTICE AT ANY TIME.
3. DIMENSIONS ARE IN INCHES [mm].

DWG TITLE
PE71S6173

FSCM NO. 53919

CAD FILE 042715

SCALE N/A

SIZE A

2233

PE PASTERNAK®
THE ENGINEER'S RF SOURCE
Pasternack Enterprises, Inc.
P.O. Box 16759 | Irvine | CA | 92623
Phone: (949) 261-1920 | Fax: (949) 261-7451
Website: www.pasternack.com | E-Mail: sales@pasternack.com