

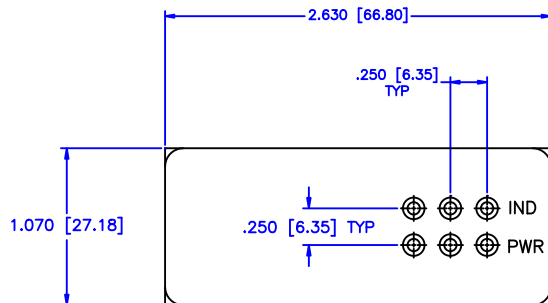
4

3

2

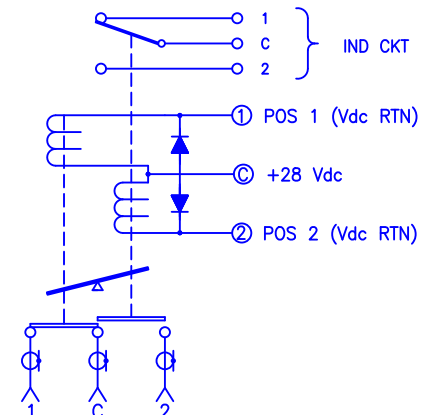
1

REVISIONS				
ZONE	REV	DESCRIPTION	DATE	APPROVED

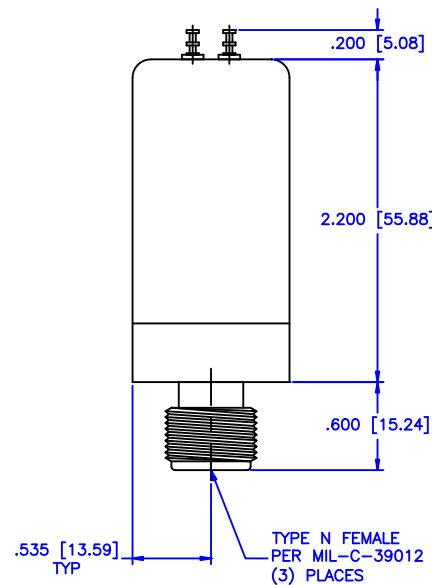
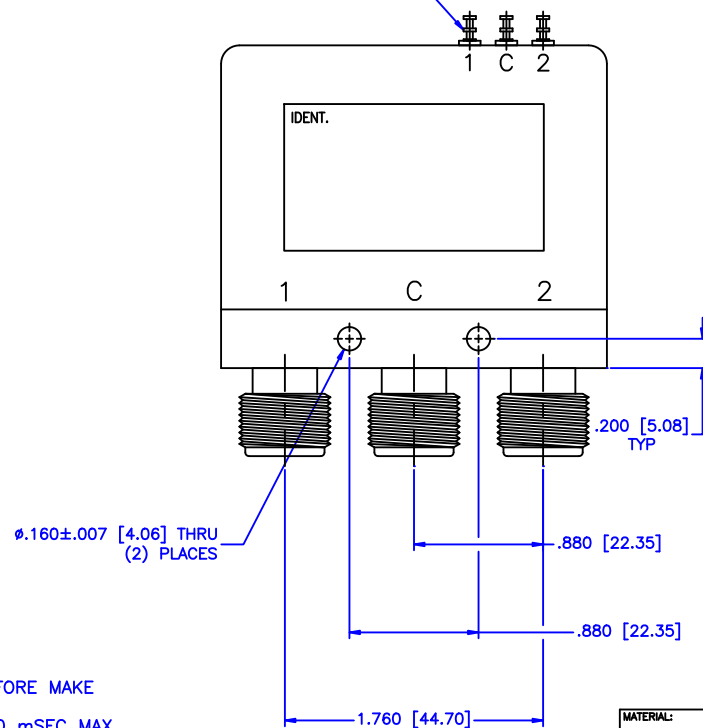


SPECIFICATION:

FREQUENCY RANGE (GHz):	DC-2.0
VSWR (Max.):	1.20:1
INSERTION LOSS (dB):	0.20
ISOLATION (dB):	90
IMPEDANCE (Ohms):	50



SOLDER TERMINALS



MECHANICAL

CONTACT: BREAK BEFORE MAKE
ACTUATOR: LATCHING
SWITCHING SPEED: 20 mSEC MAX

ELECTRICAL

ACTUATOR VOLTAGE: 28.0±3 Vdc
ACTUATOR CURRENT: 100 mA MAX @ 28.0 Vdc
POWER HANDLING: 350W CW @ 1.0 GHz

ENVIRONMENTAL

OPERATING TEMP: -54°C TO +90°C
SINE VIBRATION: 30G'S rms
LIFE: 1,000,000 CYCLES
RANDOM VIBRATION: 20G'S rms

MATERIAL:

DRAWN: Paiboon Luekhamhan

DATE: 02-16-2009

APPROVED: T. Nguyen


DATE: 02-16-2009

MCLI

MICROWAVE COMMUNICATIONS LABORATORIES INC.
7255 30TH AVE. N. SAINT PETERSBURG, FL 33710
TEL: (727) 344-6254 FAX: (727) 381-6116
http://WWW.MCLI.COM

UNLESS OTHERWISE SPECIFIED:
TOLERANCES
IN (INCHES) OR (mm) (MILLIMETERS)
FRACTIONS: ± 1/64
DECIMALS: ±.01 ±.005
ANGLE: ±1/2°

PROPRIETARY NOTICE:
THE INFORMATION IN THIS DRAWING IS PROPRIETARY
AND SHALL NOT BE USED OR DISCLOSED WITHOUT WRITTEN
PERMISSION FROM MICROWAVE COMMUNICATIONS
LABORATORIES INC. (MCLI)



DRAWING TITLE:

ELECTROMECHANICAL SWITCHES

PART NO.

K5-2-LIS/28P

CAGE CODE:

OD2L5

SIZE:

N/A

REV:

N/A

DWG NO.

84153

DO NOT SCALE THE DRAWING

SCALE: N/A

SHEET: N/A