



MHV Male Connector Clamp/Solder Attachment For
RG58, RG55, RG141, RG142, RG223, RG400

TECHNICAL DATA SHEET

PE4076

Configuration

Connector	MHV Male
Connector Specification	MIL-STD-348A
Connector Interface Type	RG58, RG55, RG141, RG142, RG223, RG400
Attachment Method (Shield/Contact)	Clamp/Solder
Body Style	Straight

Electrical Specifications

Frequency Range	DC to 300 MHz
Impedance	50 Ohms
Maximum VSWR	1.3:1
Maximum Operating Voltage	1,400 Volts

Mechanical Specifications

Temperature	
Operating Range	-65 to +165 deg C

Size

Length	1.52 in [38.61 mm]
Width/Dia.	0.57 in [14.48 mm]
Weight	0.055 lbs [24.95 g]

Connector

Type	MHV Male
Contact Material and Plating	Brass, Gold
Contact Plating Specification	30µ in. minimum
Coupling Nut Material and Plating	Brass, Nickel
Coupling Nut Plating Specification	100µ in. minimum
Body Material and Plating	Brass, Nickel
Body Plating Specification	100µ in. minimum
Dielectric Type	Teflon

Compliance Certifications (visit www.Pasternack.com for current document)

RoHS Compliant	
REACH Compliant	06/18/2012

Click the following link (or enter part number in "SEARCH" on website) to obtain additional part information including price, inventory and certifications: [MHV Male Connector Clamp/Solder Attachment For RG58, RG55, RG141, RG142, RG223, RG400 PE4076](#)



MHV Male Connector Clamp/Solder Attachment For RG58, RG55, RG141, RG142, RG223, RG400

TECHNICAL DATA SHEET

PE4076

Plotted and Other Data

Notes:

- Values at +25 °C, sea level

MHV Male Connector Clamp/Solder Attachment For RG58, RG55, RG141, RG142, RG223, RG400 from Pasternack Enterprises has same day shipment for domestic and International orders. Our RF, microwave and millimeter wave products maintain a 99% availability and are part of the broadest selection in the industry.

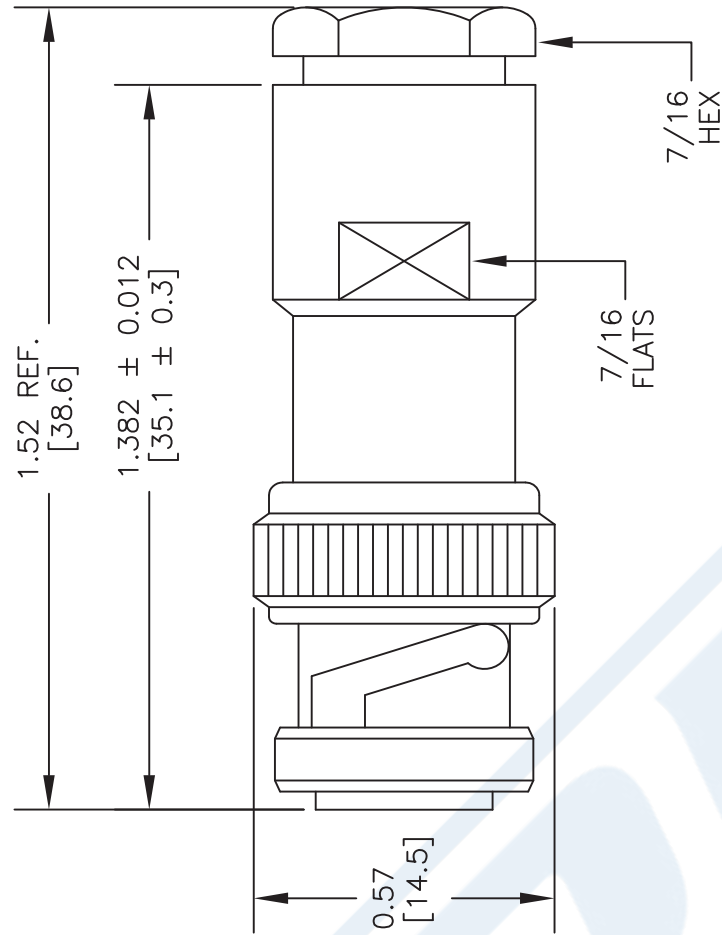
Click the following link (or enter part number in "SEARCH" on website) to obtain additional part information including price, inventory and certifications: [MHV Male Connector Clamp/Solder Attachment For RG58, RG55, RG141, RG142, RG223, RG400 PE4076](http://www.pasternack.com/mhv-male-standard-rg58-rg55-rg141-rg142-rg223-rg400-connector-pe4076-p.aspx)

URL: <http://www.pasternack.com/mhv-male-standard-rg58-rg55-rg141-rg142-rg223-rg400-connector-pe4076-p.aspx>

The information contained in this document is accurate to the best of our knowledge and representative of the part described herein. It may be necessary to make modifications to the part and/or the documentation of the part, in order to implement improvements. Pasternack reserves the right to make such changes as required. Unless otherwise stated, all specifications are nominal. Pasternack does not make any representation or warranty regarding the suitability of the part described herein for any particular purpose, and Pasternack does not assume any liability arising out of the use of any part or documentation.

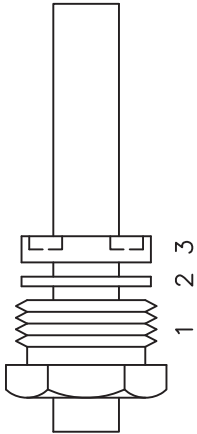
PE4076 CAD Drawing

MHV Male Connector Clamp/Solder Attachment For RG58,
RG55, RG141, RG142, RG223, RG400

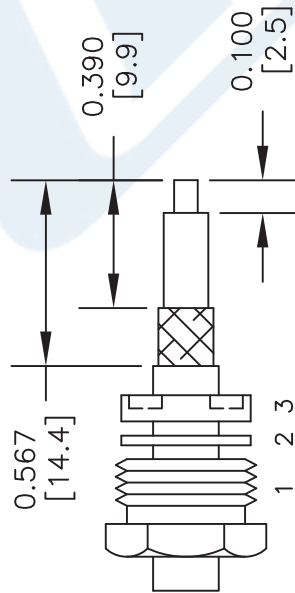


ASSEMBLY PROCEDURES

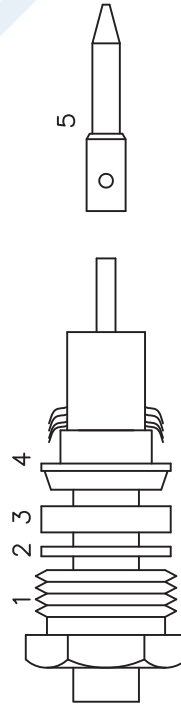
1. SLIDE CLAMP NUT (1), WASHER (2) & GASKET (3) OVER CABLE AS SHOWN.



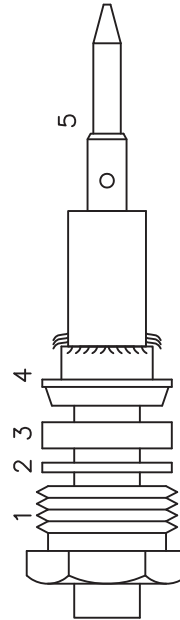
2. TRIM PER DIMENSIONS.



3. a) SLIDE BRAID CLAMP OVER BRAID UNTIL IT STOPS ON CABLE JACKET.
b) FLAIR BRAID AS SHOWN.



4. INSTALL CONTACT BY SOLDERING TO CABLE CENTER CONDUCTOR LEAVING NO GAPS (5).



5. REMOVE EXCESS SOLDER. INSERT ASSEMBLY INTO CONNECTOR BODY AND TIGHTEN NUT.



Pasternack Enterprises, Inc.
P.O. Box 16759 | Irvine | CA | 92623

Phone: (949) 261-1920 | Fax: (949) 261-7451
Website: www.pasternack.com | E-Mail: sales@pasternack.com

DWG TITLE

PE4076

NOTES:
1. UNLESS OTHERWISE SPECIFIED ALL DIMENSIONS ARE NOMINAL.
2. ALL SPECIFICATIONS ARE SUBJECT TO CHANGE WITHOUT NOTICE AT ANY TIME.
3. DIMENSIONS ARE IN INCHES [mm].
4. FITS MIL-C-17 AND EQUIVALENT CABLES.

CAD REV. A

FSCM NO. 53919

CAD FILE 090412

SCALE N/A

SIZE A

2233