



WR-51 Standard Gain Horn Antenna Operates From 15 GHz
to 22 GHz With a Nominal 10 dB Gain WR-51 Input

TECHNICAL DATA SHEET

PE9853-10

WR-51 Standard Gain Horn Antenna Operates From 15 GHz to 22 GHz With a Nominal 10 dB Gain WR-51 Input

Configuration

Design	WR-51 Standard Gain Horn
Frequency Range, GHz	15 to 22
Polarization	Linear
Interface 1	WR-51

Electrical Specifications

Nominal Gain, dB	10
------------------	----

Mechanical Specifications

Size

Length, in [mm]	1.315 [33.4]
Width, in [mm]	1.325 [33.66]
Height, in [mm]	1.325 [33.66]

Compliance Certifications (visit www.Pasternack.com for current document)

Plotted and Other Data

2 Dimensional OML Drawing	PE9853-10
Notes:	Values at 25 °C, sea level

WR-51 Standard Gain Horn Antenna Operates From 15 GHz to 22 GHz With a Nominal 10 dB Gain WR-51 Input from Pasternack Enterprises has same day shipment for domestic and International orders. Our RF, microwave and fiber optic products maintain a 99% availability and are part of the broadest selection in the industry.

Click the following link (or enter part number in "SEARCH" on website) to obtain additional part information including price, inventory and certifications: [WR-51 Standard Gain Horn Antenna Operates From 15 GHz to 22 GHz With a Nominal 10 dB Gain WR-51 Input PE9853-10](http://www.pasternack.com/standard-gain-horn-waveguide-size-wr51-pe9853-10-p.aspx)

URL: <http://www.pasternack.com/standard-gain-horn-waveguide-size-wr51-pe9853-10-p.aspx>

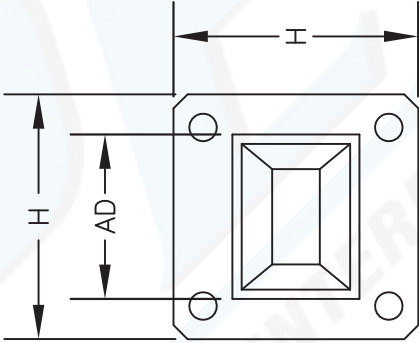
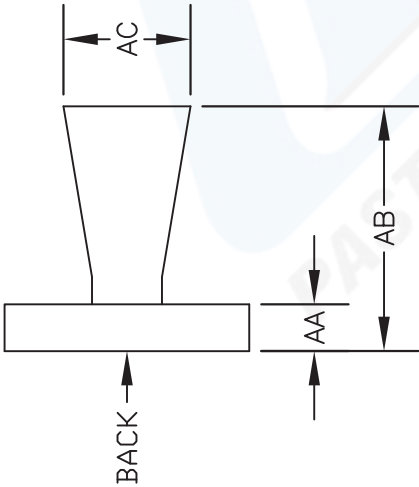
The information contained in this document is accurate to the best of our knowledge and representative of the part described herein. It may be necessary to make modifications to the part and/or the documentation of the part, in order to implement improvements. Pasternack reserves the right to make such changes as required. Unless otherwise stated, all specifications are nominal.

PE9853-10 CAD Drawing

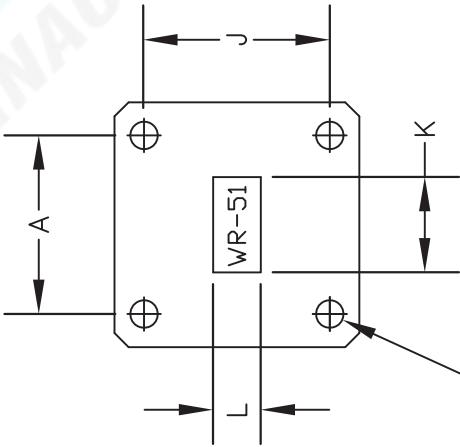
WR-51 Standard Gain Horn Antenna Operates From 15 GHz
to 22 GHz With a Nominal 10 dB Gain WR-51 Input

WR51		
Dimension	Inches	mm
A	0.956	24.28
H	1.325	33.66
J	0.994	25.25
K (± 0.005)	0.510	12.95
L (± 0.005)	0.255	6.48

AA	0.250	6.35
AB	1.315	33.40
AC	0.695	17.65
AD	0.890	22.61



FRONT VIEW



BACK VIEW

.144φ
.147φ
[3.66]φ
[3.73]φ
(4 PLACES)

NOTES:
1. UNLESS OTHERWISE SPECIFIED ALL DIMENSIONS ARE NOMINAL.
2. ALL SPECIFICATIONS ARE SUBJECT TO CHANGE WITHOUT NOTICE AT ANY TIME.
3. DIMENSIONS ARE IN INCHES [mm].

DWG TITLE
PE9853-10

PASTERNAK ENTERPRISES, INC.
P.O. BOX 16759, IRVINE, CA 92623
PHONE (949) 261-1920 FAX (949) 261-7451
WEB ADDRESS: www.pasternack.com
E-MAIL ADDRESS: sales@pasternack.com
COAXIAL & FIBER OPTICS



FSCM NO. 53919

REV. -

SCALE N/A

SIZE A

127