



REVISIONS				
ZONE	REV	DESCRIPTION	DATE	APPROVED

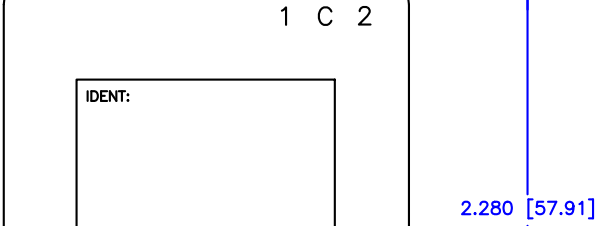
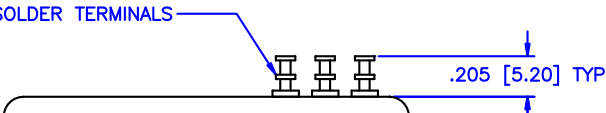
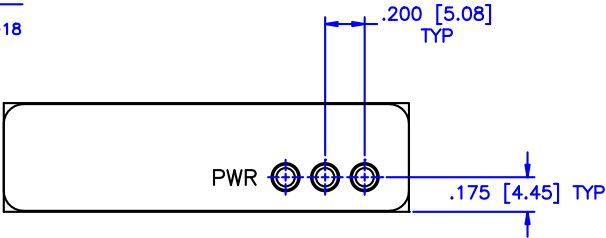
SPECIFICATIONS

FREQUENCY RANGE (GHz):	DC-2	2-4	4-8	8-12.4	12.4-18
VSWR (Max.):	1.20:1	1.25:1	1.30:1	1.40:1	1.50:1
INSERTION LOSS (dB):	0.20	0.25	0.30	0.40	0.50
ISOLATION (dB):	90	80	80	70	60

MECHANICAL
CONTACT: BREAK BEFORE MAKE
ACTUATOR: LATCHING
SWITCHING SPEED: 20 mSEC MAX

ELECTRICAL
ACTUATOR VOLTAGE: 28.0 Vdc
ACTUATOR CURRENT: 0.100 A MAX @ 28.0 Vdc
POWER HANDLING: 200W CW @ 1.0 GHz
IMPEDANCE: 50 Ohms

ENVIRONMENTAL
OPERATING TEMP: -54° C TO +90° C
SINE VIBRATION: 30 G'S rms
LIFE: 1,000,000 CYCLES
RANDOM VIBRATION: 20 G'S rms



(4) Ø.120 [Ø3.05] THRU

.090 [2.29] TYP

(3) SMA FEMALE
PER MIL-C-39012

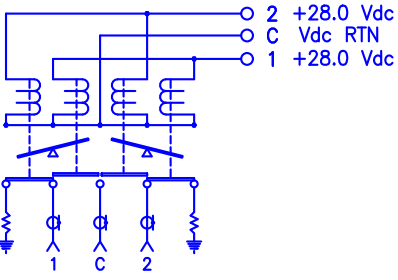
.510 [12.95]

.440 [11.18]

1.460 [37.08]

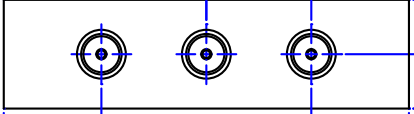
2.280 [57.91]

.285 [7.24] TYP



1.025 [26.04]

.531 [13.49]



1.062 [26.97]

2.050 [52.07]

MATERIAL:		MCLI MICROWAVE COMMUNICATIONS LABORATORIES INC. 7255 30TH AVE. N. SAINT PETERSBURG, FL 33710 TEL: (727) 344-6254 FAX: (727) 381-6116 http://WWW.MCLI.COM		SCALE: N/A
DRAWN: Paiboon Luekhamhan		DATE: 04-02-2001		SHEET: N/A
APPROVED: T. Nguyen		DATE: 04-02-2001		
UNLESS OTHERWISE SPECIFIED: TOLERANCES IN (INCHES) OR [mm] (MILLIMETERS) FRACTIONS: ± 1/64 DECIMALS: ±.01 ±.005 ANGLE: ±1/2°		DRAWING TITLE: ELECTROMECHANICAL SWITCHES		
PROPERTY NOTICE: THE INFORMATION IN THIS DRAWING IS PROPRIETARY AND SHALL NOT BE USED OR DISCLOSED WITHOUT WRITTEN PERMISSION FROM MICROWAVE COMMUNICATIONS LABORATORIES INC. (MCLI)		PART NO.: K4-7-L		
THIRD ANGLE PROJECTION		CAGE CODE: OD2L5	SIZE: A	REV: N/A
		DO NOT SCALE THE DRAWING		DWG NO. 82828

