



High Performance Type N Male Solder / Clamp connectors for PE-P300LL Coax

RF Connectors Technical Data Sheet

PE44809

Configuration

- N Male Connector
- 50 Ohms
- Straight Body Geometry
- PE-P300LL Interface Type
- Clamp/Solder Attachment
- 3/4 Inch Hex
- Precision Design

Features

- Gold Platted Solder ferrules
- Stainless Steel Interface and connector Body
- Excellent VSWR to 18 Ghz
- Tuned specifically for use with 83% VoP Tape Style
- Low Loss Coax
- Compatible with Harbour LL335i Coax
- Easy to assemble multi Piece design

Description

Pasternack's solder/clamp connectors designed for use with our flexible PE-P300LL Low Loss coax offer excellent performance and durability. The multi piece design has been optimized for use with Low Loss tape wrapped coax having a 83% VoP. The stainless steel construction provides for over 500 mating cycles. These connectors are compatible with LL335i coax from Harbour Industries.

Electrical Specifications

Description	Minimum	Typical	Maximum	Units
Frequency Range	DC		18	GHz
VSWR			1.16:1	
Insertion Loss			0.17	dB
Operating Voltage (AC)			500	Vrms
Dielectric Withstanding Voltage (AC)			1,500	
Insulation Resistance	5,000			MOhms

Mechanical Specifications

Size

Length

1.74 in [44.2 mm]

Width/Dia.

0.75 in [19.05 mm]

Mating Torque

12 to 15 in-lbs [1.36 to 1.7 Nm]

Click the following link (or enter part number in "SEARCH" on website) to obtain additional part information including price, inventory and certifications: [N Male Precision Connector Clamp/Solder Attachment for PE-P300LL PE44809](#)



High Performance Type N Male Solder / Clamp connectors for PE-P300LL Coax

RF Connectors Technical Data Sheet

PE44809

Material Specifications

Description	Material	Plating
Contact	Beryllium Copper	Gold ASTM-B488 50μ in. minimum
Insulation	PTFE	
Body	Passivated Stainless Steel	SAE-AMS-2700
Coupling Nut	Passivated Stainless Steel	SAE-AMS-2700

Environmental Specifications

Temperature

Operating Range -65 to 165 deg C

Compliance Certifications (visit www.Pasternack.com for current document)

RoHS Compliant

Plotted and Other Data

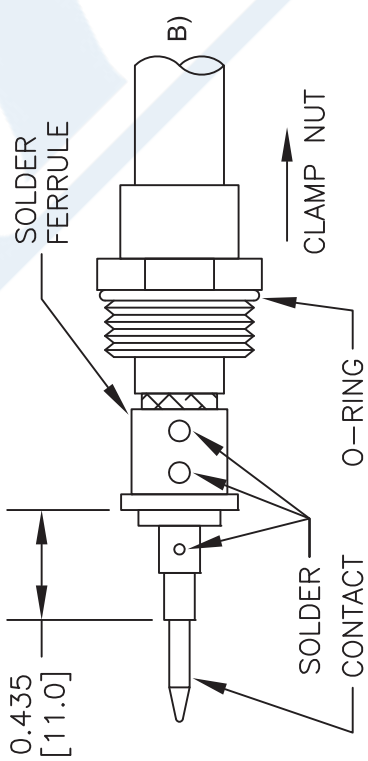
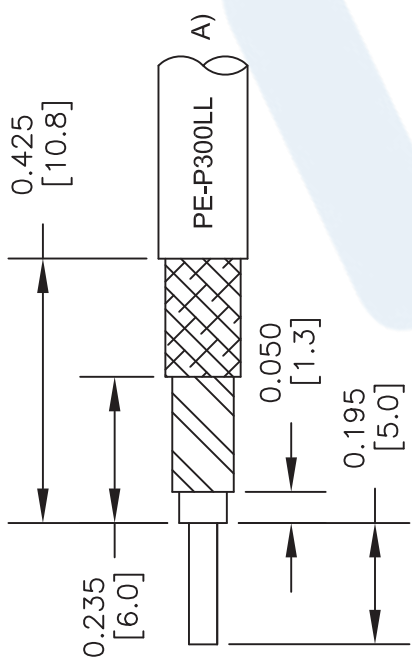
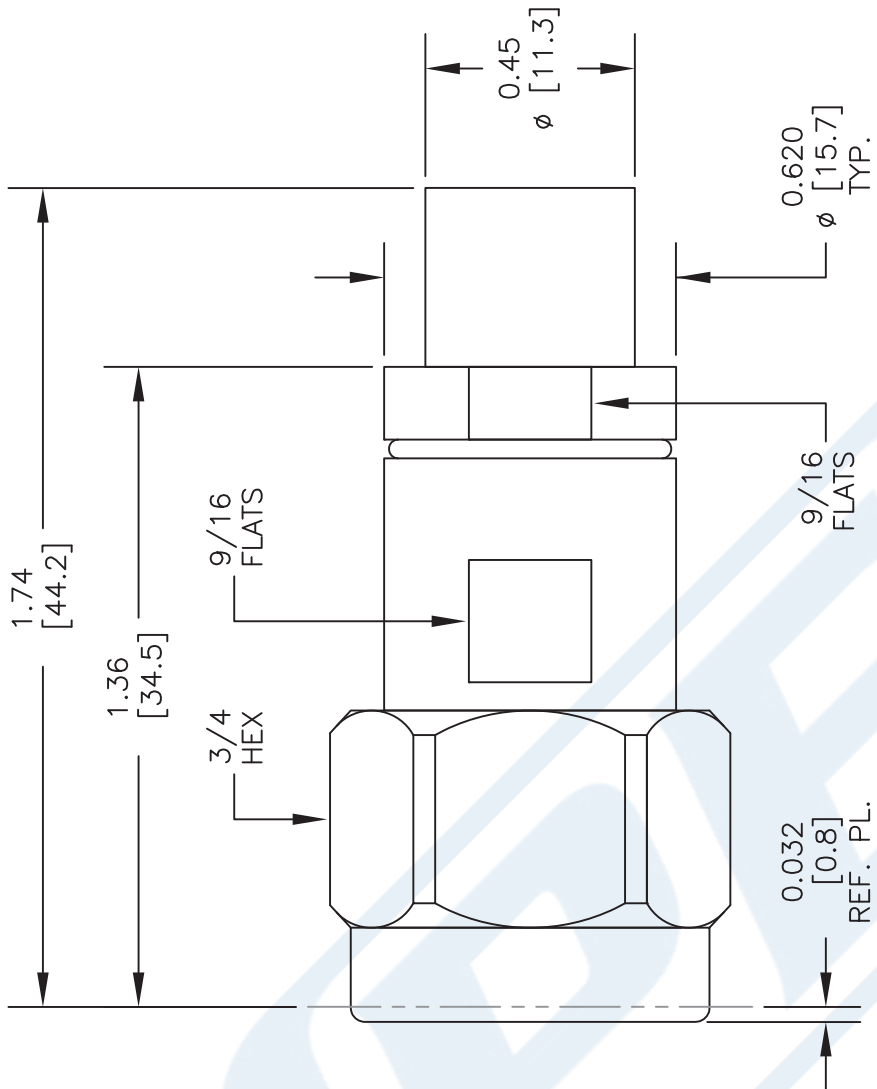
Notes:

High Performance Type N Male Solder /Clamp connectors for PE-P300LL Coax from Pasternack Enterprises has same day shipment for domestic and International orders. Our RF, microwave and millimeter wave products maintain a 99% availability and are part of the broadest selection in the industry.

Click the following link (or enter part number in "SEARCH" on website) to obtain additional part information including price, inventory and certifications: [N Male Precision Connector Clamp/Solder Attachment for PE-P300LL PE44809](#)

URL: <http://www.pasternack.com/n-male-pe-p300ll-connector-pe44809-p.aspx>

The information contained in this document is accurate to the best of our knowledge and representative of the part described herein. It may be necessary to make modifications to the part and/or the documentation of the part, in order to implement improvements. Pasternack reserves the right to make such changes as required. Unless otherwise stated, all specifications are nominal. Pasternack does not make any representation or warranty regarding the suitability of the part described herein for any particular purpose, and Pasternack does not assume any liability arising out of the use of any part or documentation.



STRIPPING DIMENSIONS

ASSEMBLY PROCEDURES

1. STRIP CABLE AS SHOWN IN (A). DO NOT NICK DIELECTRIC.
2. SLIDE CLAMP NUT OVER CABLE AS SHOWN IN (B). INSERT CABLE INTO SOLDER FERRULE UNTIL CABLE DIELECTRIC IS FLUSH WITH FACE OF FERRULE. THEN SOLDER BOTH CABLE BRAIDS WHERE SHOWN.
3. SCREW ASSEMBLY INTO BODY & TIGHTEN NUT.

DWG TITLE

PE44809

NOTES:
1. UNLESS OTHERWISE SPECIFIED ALL DIMENSIONS ARE NOMINAL.
2. ALL SPECIFICATIONS ARE SUBJECT TO CHANGE WITHOUT NOTICE AT ANY TIME.
3. DIMENSIONS ARE IN INCHES [mm].
4. FITS MIL-C-17 AND EQUIVALENT CABLES.

PE PASTERNAK®
Pasternack Enterprises, Inc.
P.O. Box 16759 | Irvine | CA | 92623
Phone: (949) 261-1920 | Fax: (949) 261-7451
Website: www.pasternack.com | E-Mail: sales@pasternack.com

FSCM NO. 53919

CAD FILE 050713 SCALE N/A

SIZE A 2233