



## C Female Connector Clamp/Solder Attachment 4 Hole Flange For RG59, RG62, .718 inch Hole Spacing

### TECHNICAL DATA SHEET

PE4970

#### C Female Connector Clamp/Solder Attachment 4 Hole Flange For RG59, RG62, .718 inch Hole Spacing

##### Configuration

Connector	C Female
Connector Interface Type	RG59, RG62
Cable Attachment Method (Shield/Contact)	Clamp/Solder
Body Style	Straight
Mount Method	4 Hole Flange

##### Electrical Specifications

Impedance, Ohms	50
-----------------	----

##### Mechanical Specifications

###### Size

Length, in [mm]	1.28 [32.51]
Width/Dia., in [mm]	1 [25.40]
Height, in [mm]	1 [25.4]
Weight, lbs [g]	0.075 [34.02]

###### Connector

Type	C Female
Contact Material and Plating	Silver
Body Material and Plating	Brass, Nickel
Dielectric Type	Teflon

##### Compliance Certifications (visit [www.Pasternack.com](http://www.Pasternack.com) for current document)

RoHS Compliant	Yes
----------------	-----

##### Plotted and Other Data

Notes:	Values at 25 °C, sea level
--------	----------------------------

C Female Connector Clamp/Solder Attachment 4 Hole Flange For RG59, RG62, .718 inch Hole Spacing from Pasternack Enterprises has same day shipment for domestic and International orders. Our RF, microwave and fiber optic products maintain a 99% availability and are part of the broadest selection in the industry.

Click the following link (or enter part number in "SEARCH" on website) to obtain additional part information including price, inventory and certifications: [C Female Connector Clamp/Solder Attachment 4 Hole Flange For RG59, RG62, .718 inch Hole Spacing PE4970](http://www.pasternack.com/c-female-standard-rg59-rg62-connector-pe4970-p.aspx)

URL: <http://www.pasternack.com/c-female-standard-rg59-rg62-connector-pe4970-p.aspx>

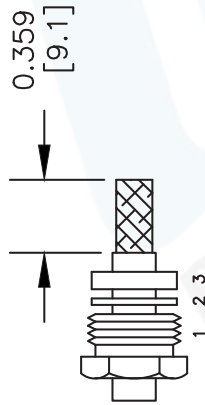
The information contained in this document is accurate to the best of our knowledge and representative of the part described herein. It may be necessary to make modifications to the part and/or the documentation of the part, in order to implement improvements. Pasternack reserves the right to make such changes as required. Unless otherwise stated, all specifications are nominal.

# PE4970 CAD Drawing

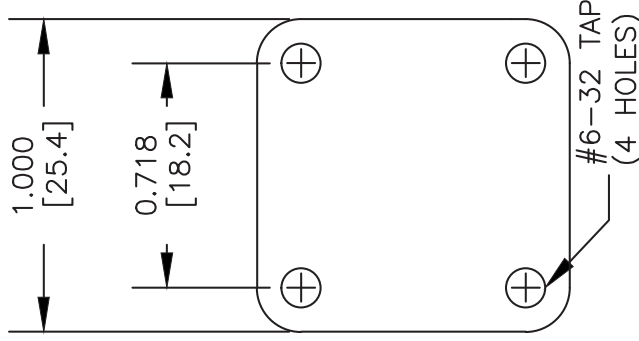
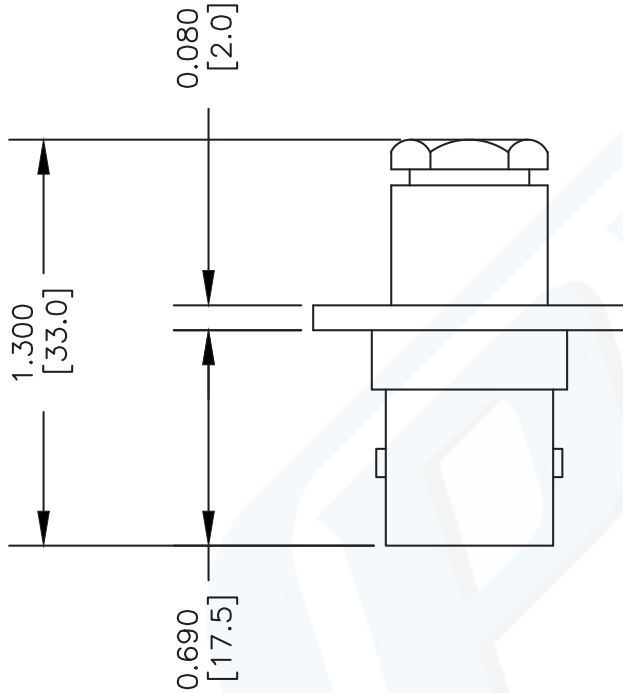
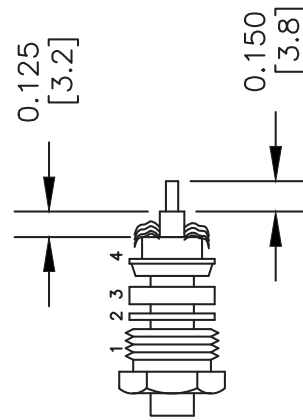
C Female Connector Clamp/Solder Attachment 4 Hole  
Flange For RG59, RG62, .718 inch Hole Spacing

## ASSEMBLY PROCEDURES

1. SLIDE CLAMP NUT (1), WASHER (2) & GASKET (3) OVER CABLE. STRIP CABLE AS SHOWN. DO NOT NICK BRAID WHILE CUTTING JACKET. TAPER END OF BRAID TO PERMIT ASSEMBLY OF BRAID CLAMP (4). SLIDE BRAID CLAMP (4) OVER BRAID & SEAT AGAINST CABLE.



2. FORM BRAID OVER CLAMP NUT (4). TRIM BRAID BACK TO SHOULDER. CUT DIELECTRIC & CENTER CONDUCTOR TO DIMENSION SHOWN. DO NOT NICK CENTER CONDUCTOR. SOLDER CONTACT TO CENTER CONDUCTOR. REMOVE EXCESS SOLDER. DO NOT OVER HEAT DIELECTRIC. INSERT CABLE ASSEMBLY INTO BODY & TIGHTEN.



MOUNTING HOLE

NOTE: RG62 USES PTFE INSERT.  
INSERT PTFE BEFORE  
CONTACT. TAPER END FIRST.

DWG TITLE

**PE4970**

NOTES:  
1. UNLESS OTHERWISE SPECIFIED ALL DIMENSIONS ARE NOMINAL.  
2. ALL SPECIFICATIONS ARE SUBJECT TO CHANGE WITHOUT NOTICE AT ANY TIME.  
3. DIMENSIONS ARE IN INCHES [mm].  
4. FITS MIL-C-17 AND EQUIVALENT CABLES.

FSCM NO. 53919

CAD FILE 062303

SCALE N/A

SIZE A

127

**PE PASTERNAK®**

Pasternack Enterprises, Inc.  
P.O. Box 16759 | Irvine | CA | 92623  
Phone: (949) 261-1920 | Fax: (949) 261-7451  
Website: [www.pasternack.com](http://www.pasternack.com) | E-Mail: [sales@pasternack.com](mailto:sales@pasternack.com)