

MECHANICAL

CONTACT: BREAK BEFORE MAKE
 ACTUATOR: FAILSAFE
 SWITCHING SPEED: 20 mSEC MAX

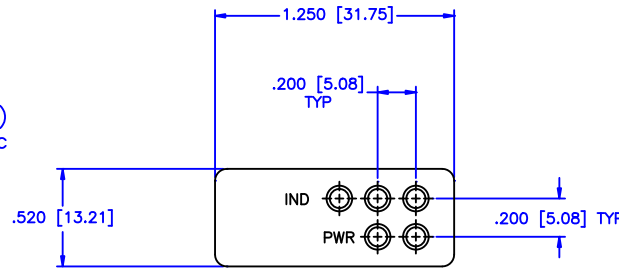
ELECTRICAL

ACTUATOR VOLTAGE: 28.0 Vdc (22.0–32.0 Vdc)
 ACTUATOR CURRENT: 0.100 A MAX @ 28.0 Vdc
 POWER HANDLING: 200W CW @ 1.0 GHz

ENVIRONMENTAL

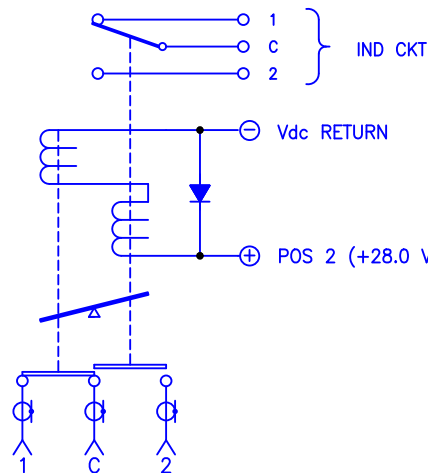
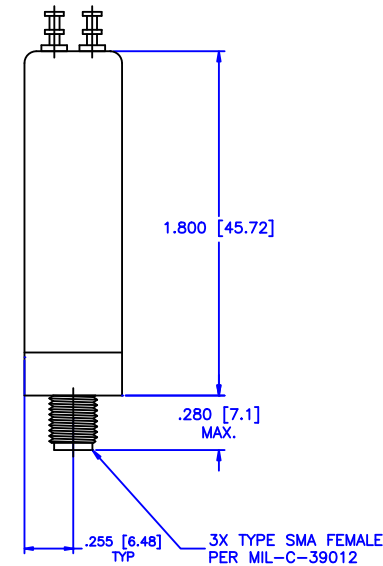
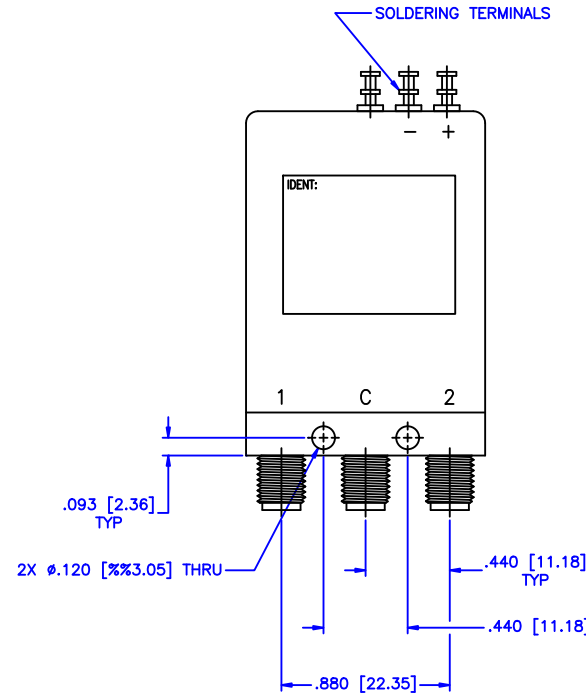
OPERATING TEMP: -54° C TO +90° C
 SINE VIBRATION: 30 G'S rms
 LIFE: 1,000,000 CYCLES
 RANDOM VIBRATION: 20 G'S rms

REVISIONS				
ZONE	REV	DESCRIPTION	Date	APPROVED



SPECIFICATION:

FREQUENCY RANGE (GHz):	DC-1.0
VSWR (Max.):	1.20:1
INSERTION LOSS (dB):	0.20
ISOLATION (dB):	90
IMPEDANCE (Ohms):	50



MATERIAL:		MICROWAVE COMMUNICATIONS LABORATORIES INC. 7255 30TH AVE. N. SAINT PETERSBURG, FL 33710 TEL: (727) 344-6254 FAX: (727) 381-6116 http://WWW.MCLI.COM	SCALE:	N/A
			SHEET:	N/A
DRAWN: Paiboon Luekhamhan		DATE: 04-02-2001	DRAWING TITLE: ELECTROMECHANICAL SWITCHES	
APPROVED: T. Nguyen		DATE: 04-02-2001	PART NO. K2-1-FIS	
THIRD ANGLE PROJECTION		CAGE CODE: OD2L5	SIZE: A	REV: N/A
		DO NOT SCALE THE DRAWING		DWG NO. 81646