



Reverse Polarity TNC Male Connector Crimp/
Solder Attachment for RG188-DS, RG316-DS

TECHNICAL DATA SHEET

PE45180

Configuration

Connector	TNC Male Reverse Polarity
Connector Specification	Mil-C-39012
Connector Interface Type	RG188-DS, RG316-DS
Attachment Method (Shield/Contact)	Crimp/Solder
Body Style	Straight

Electrical Specifications

Impedance	50 Ohms
-----------	---------

Mechanical Specifications

Size

Length	1.23 in [31.24 mm]
Width/Dia.	0.59 in [14.99 mm]
Weight	0.034 lbs [15.42 g]

Connector

Type	TNC Male Reverse Polarity
Contact Material and Plating	Brass, Gold
Contact Plating Specification	3μ in. minimum
Body Material and Plating	Brass, Nickel
Body Plating Specification	70μ in. minimum
Dielectric Type	Teflon

Compliance Certifications (visit www.Pasternack.com for current document)

RoHS Compliant	
REACH Compliant	06/18/2012

Click the following link (or enter part number in "SEARCH" on website) to obtain additional part information including price, inventory and certifications: [Reverse Polarity TNC Male Connector Crimp/Solder Attachment for RG188-DS, RG316-DS PE45180](#)



Reverse Polarity TNC Male Connector Crimp/ Solder Attachment for RG188-DS, RG316-DS

TECHNICAL DATA SHEET

PE45180

Plotted and Other Data

Notes:

- Values at +25 °C, sea level

Reverse Polarity TNC Male Connector Crimp/Solder Attachment for RG188-DS, RG316-DS from Pasternack Enterprises has same day shipment for domestic and International orders. Our RF, microwave and millimeter wave products maintain a 99% availability and are part of the broadest selection in the industry.

Click the following link (or enter part number in "SEARCH" on website) to obtain additional part information including price, inventory and certifications: [Reverse Polarity TNC Male Connector Crimp/Solder Attachment for RG188-DS, RG316-DS PE45180](http://www.pasternack.com/tnc-male-reverse-polarity-rg188-ds-rg316-ds-connector-pe45180-p.aspx)

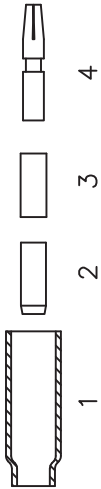
URL: <http://www.pasternack.com/tnc-male-reverse-polarity-rg188-ds-rg316-ds-connector-pe45180-p.aspx>

The information contained in this document is accurate to the best of our knowledge and representative of the part described herein. It may be necessary to make modifications to the part and/or the documentation of the part, in order to implement improvements. Pasternack reserves the right to make such changes as required. Unless otherwise stated, all specifications are nominal. Pasternack does not make any representation or warranty regarding the suitability of the part described herein for any particular purpose, and Pasternack does not assume any liability arising out of the use of any part or documentation.

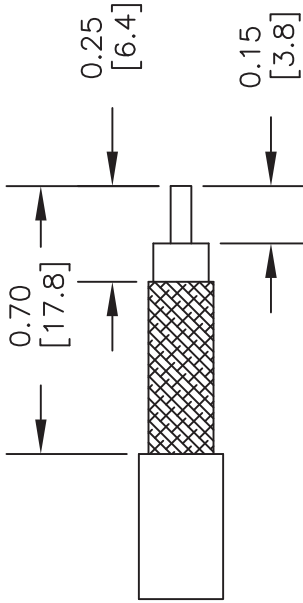
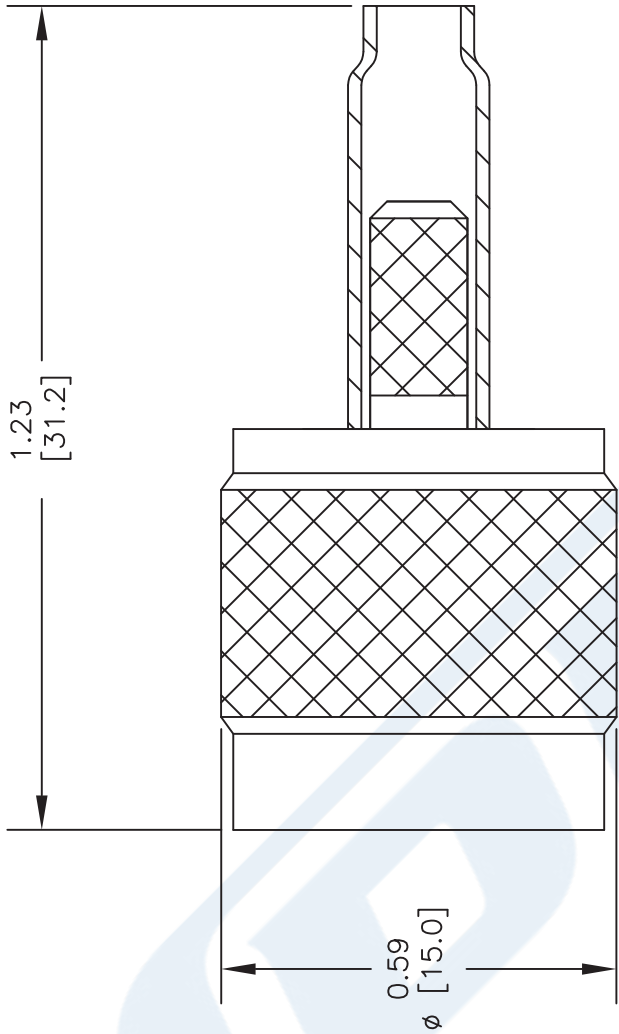
PE45180 CAD Drawing

Reverse Polarity TNC Male Connector Crimp/Solder
Attachment for RG188-DS, RG316-DS

ASSEMBLY PROCEDURES



1. STRIP CABLE AS SHOWN & SLIDE FERRULE (1) ONTO CABLE.
2. FLARE END OF CABLE BRAID & SLIDE METAL SPACER (2) & PTFE (3) SPACER OVER CABLE DIELECTRIC.
3. THE CONTACT (4) SHOULD BUTT AGAINST THE DIELECTRIC & PTFE SPACER. CRIMP CONTACT TO CABLE CENTER CONDUCTOR.
4. INSTALL CABLE ASSEMBLY INTO BODY SO THAT THE INNER FERRULE PORTION OF BODY SLIDES UNDER BRAID. PUSH CABLE ASSEMBLY FORWARD UNTIL CONTACT SNAPS INTO PLACE. SLIDE FERRULE OVER BRAID AND UP AGAINST CONNECTOR BODY & CRIMP.



STRIPPING DIMENSIONS

CRIMP SIZE REQUIRED

CONTACT: .068" HEX CRIMP TOOL
FERRULE: .178" HEX CRIMP TOOL



P.O. Box 16759 | Irvine | CA | 92623
Phone: (949) 261-1920 | Fax: (949) 261-7451
Website: www.pasternack.com | E-Mail: sales@pasternack.com

DWG TITLE

PE45180

FSCM NO. 53919

CAD FILE

031715

SCALE N/A

SIZE A

2233

NOTES:
1. UNLESS OTHERWISE SPECIFIED ALL DIMENSIONS ARE NOMINAL.
2. ALL SPECIFICATIONS ARE SUBJECT TO CHANGE WITHOUT NOTICE AT ANY TIME.
3. DIMENSIONS ARE IN INCHES [mm].
4. FITS MIL-C-17 AND EQUIVALENT CABLES.